


MFA Options



The Duo Mobile App for IOS or Android is **Strongly Recommended** and best option for most.



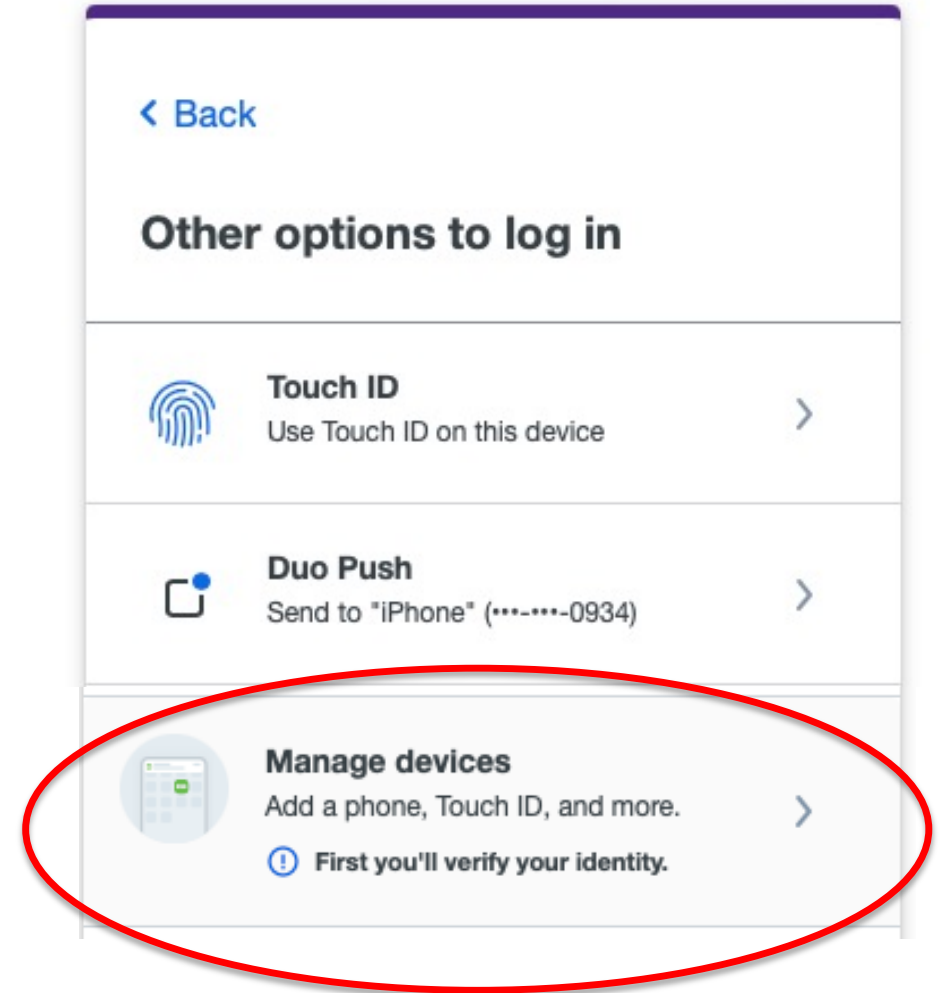
Biometric authenticators:
Apple TouchID
Next Best option and a good backup to Duo App



Hardware tokens (available to purchase by individuals or by units through Law IT) – **Last Resort**

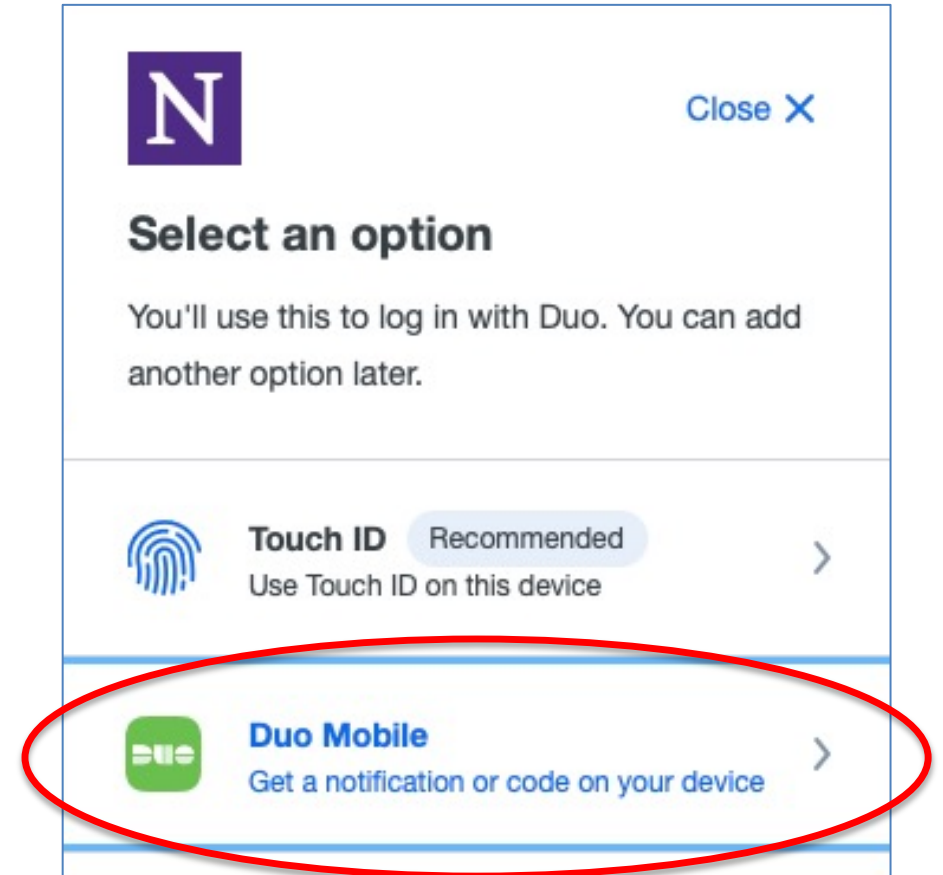
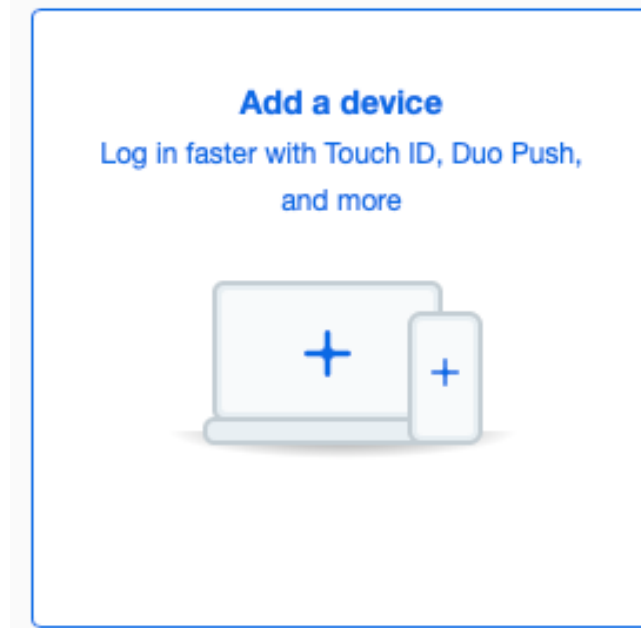
Switching to DUO Push (1/3)

1. On your computer [open an incognito window](#), then navigate to any login page protected by Duo MFA (e.g., [CAESAR](#) for students, [myHR](#) for faculty/staff).
2. Click on **Other options** in the Duo verification window.
3. On the **Other options to log-in** page, choose **Manage devices**.



Switching to DUO (2/3)

4. Select **Add a Device**
5. Then choose **Duo Mobile**.



Switching to DUO (3/3)

6. On your mobile device, go to the [Apple App Store](#) or [Google Play Store](#) and download the Duo Mobile app.
7. Open the Duo Mobile app on your mobile device and scan the QR code provided on your computer screen. Once scanned, return to your computer and wait for the confirmation screen to appear in the browser.
8. Optional – add TouchID, Windows Hello, or HW token

Other MFA Options

- Biometric
 - [Apple Touch ID](#)
- HardwareToken
 - Law Faculty and staff can obtain an YubiKey from Law IT through a departmental purchase.
 - [Selection guide](#) (\$25-80)
 - [Add a YubiKey to your account](#)



Support Options

Support available at 312-503-7000,
email to LIT@Law.Northwestern.edu and in
person at the Info Commons in the Library