

Cooperation, R&D Spillovers and Antitrust Policy*

Ángel L. López[†]

Xavier Vives[‡]

September 2014

Abstract

We consider a model of process (cost-reducing) R&D investments with spillovers in Cournot oligopoly, and in which R&D cooperation cannot be disentangled from cooperation in the product market because of cross-shareholdings or because cooperation in R&D extends to cooperation in the product market. We characterize how R&D and output behave in response to a change in the degree of cooperation. We derive the threshold values of spillover above which some cooperation in both dimensions is optimal for welfare and consumers, and examine the optimal degree of toughness of the antitrust policy. If the objective is to maximize total surplus then there is scope for cooperation in both dimensions when spillovers are sufficiently large (and the scope is larger the more firms there are in the market), but if the objective is to maximize consumer surplus, then the scope for cooperation is greatly reduced. Furthermore, entry need not induce a higher optimal degree of cooperation under the consumer surplus standard. Finally, our results show that the socially optimal degree of cooperation under the total surplus standard increases with the number of firms, the elasticity of demand and of the innovation function, and the intensity of spillover effects.

JEL classification numbers: D43, L13, O32

Keywords: antitrust; collusion; cross-ownership; innovation; minority shareholding; R&D; spillovers; modified HHI

*We thank Ramon Faulí-Oller for his insightful initial contributions to this paper and to Isabel Busom and Peter Neary for useful comments. We have received constructive suggestions from seminar participants at IESE (Public-Private Sector Research Center), Universität Mannheim, Università di Bologna, Universitat de Barcelona, and conference participants at CRESSE 2012 (Crete), "Industrial Organization and Spatial Economics" (HSE, Saint Petersburg), 5th Barcelona IO Workshop (Universitat Pompeu Fabra, Barcelona), EEA2013 (University of Gothenburg), and Barcelona GSE Winter Workshop 2013 (IAE-CSIC). Financial support from the Spanish Ministry of Science and Technology under ECO2011-29533 is gratefully acknowledged.

[†]López: Departament d'Economia Aplicada, Universitat Autònoma de Barcelona, and Public-Private Sector Research Center, IESE Business School. E-mail address: angelluis.lopez@uab.cat

[‡]Vives: Public-Private Sector Research Center, IESE Business School.

1 Introduction

Any agreement on price or output that harms consumers is typically forbidden by antitrust laws. By contrast, R&D cooperation is widely allowed (and even encouraged) by public authorities.¹ R&D cooperation in the presence of spillovers is generally seen as welfare enhancing in part due to the results of the theoretical IO literature. d'Aspremont and Jacquemin (1988) is the seminal paper that provides a theoretical basis for the favorable attitude of antitrust authorities towards cooperative R&D; they show that when spillovers are high enough, R&D cooperation (with subsequent competition at the output stage) leads to more output, innovation, and welfare. The reason is that in the presence of spillovers, firms (partially) benefit from the innovation efforts of their rivals. As a result, if spillovers are high, firms may free ride and lower their investment in innovation. However cooperative R&D allows them to internalize externalities, and thereby, to preserve their incentives to invest in R&D. d'Aspremont and Jacquemin's paper and some previous works² inspired a vast literature³ that has thrown light on many aspects of R&D cooperation in oligopolistic markets. The main objective of this literature is to examine underprovision of R&D and the welfare effects of moving from a non-cooperative to a (full) cooperative regime in R&D.

In this paper we look at a situation where the degree of cooperation in R&D and output is the same and we study the welfare-optimal degree of cooperation. We consider a general oligopoly model of process (cost-reducing) R&D investments with spillovers and quantity competition. In the benchmark model we consider simultaneous R&D and output decisions and we check also the robustness of the results to a two-stage specification.

The model encompasses early contributions in the literature (based on linear or constant elasticity demand and specific innovation functions such as Dasgupta and Stiglitz (1980), Spence (1984), d'Aspremont and Jacquemin (1988), and Kamien, Muller and Zang (1992)). The closest in spirit is perhaps the contribution of Leahy and Neary (1997). We aim to answer the following questions: How do R&D and output levels vary with the degree of cooperation? What are the key determinants of socially optimal cooperation? How does the optimal degree of cooperation depend on structural parameters (such as demand and cost conditions, industry technological

¹For a comparison of US policy in cooperative R&D with the policy of the European Union and Japan see Martin (1996). For Europe see also Jacquemin and Soete (1994).

²Brander and Spencer (1984), Spence (1984) and Katz (1986) are pioneering works in the analysis of multiple stage strategic investments with spillovers.

³Among others, Suzumura (1992) extends the analysis to multiple firms and general demand and cost functions in Cournot competition. Ziss (1994) does the same but also considering product differentiation and price competition. Kamien et al. (1992) analyze the effects of R&D cartelization and research joint ventures. Leahy and Neary (1997) present a general analysis of the effect of strategic behavior and cooperative R&D in the presence of price and output competition. They also study optimal public policy towards R&D in the form of subsidies. For a survey see Gilbert (2006), Suetens (2004a), and de Bondt (1996).

opportunity, and level of spillovers)? How does it depend on the objective of the competition authority (be it to maximize total surplus (TS) or consumer surplus (CS))?

The main results are as follows. Increases in cooperation increase (decrease) R&D and output for high (low) enough spillovers while they increase R&D but decrease output for intermediate levels of spillovers (and this is a testable prediction). We identify the key determinants of the optimal degree of cooperation. Apart from the level of spillovers and the degree of concentration those are the curvature of demand and of the innovation function, and the relative effectiveness of R&D. When demand is very convex no cooperation is optimal, either from the TS or CS perspective even for very high spillover levels. A sufficient (but not necessary) condition for no cooperation is that the relative degree of convexity of demand be larger than the inverse of the modified Herfindahl Hirschman Index (MHHI, as defined by Bresnahan and Salop (1986) to allow for cooperation). Otherwise, some cooperation is optimal from the TS perspective if spillovers are high enough. The CS standard is always more stringent and we characterize also when an intermediate level of cooperation is never optimal and we have a bang-bang solution. Numerical results show that the (total surplus) socially optimal degree of cooperation increases with the number of firms, the relative degree of convexity of demand and of the innovation function, and the intensity of spillover effects. A main policy implication is that the scope for cooperation is much reduced when the competition authority uses the CS standard.

Our approach allows to derive new results in relation to the literature. For example, the result by Leahy and Neary (1997) that R&D cooperation leads to more output and R&D when there is no commitment to R&D as long as spillovers are positive, no longer holds when R&D cooperation goes together with output cooperation. Then for the result to hold spillovers need to be high enough. We also find conditions under which a cartelized Research Joint Venture (RJV) is optimal, generalizing the findings of Kamien, Muller and Zang (1992).

In our model, cooperation among firms may come from the presence of cross-ownership or because R&D cooperation extends to cooperation in the product market. Intermediate degrees of cooperation may arise as a result of the toughness of competition policy in terms of limiting cross-shareholdings or the extent of collusion in the product market. Indeed, the context analyzed is not only of theoretical interest. Minority shareholdings are attracting increasing antitrust attention (see EC(2013)) and, as we shall see, there is mounting evidence (empirical, from antitrust cases and experimental) that cooperation in R&D extends easily to the product market. The policy question is how to strike the right balance between inducing the right level of R&D investment and consumer surplus. At the end of the day is the old trade-off between market power and efficiency. There is mounting evidence of underinvestment in R&D. Bloom,

Schankerman, and Van Reenen (2013), using a panel of U.S. firms from 1981 to 2001, find that technology spillover effects are much larger than product market spillovers, and that the socially optimal level of R&D is between two and three times as high as the level of observed R&D.

Minority shareholdings are widespread in many industries, in particular they have become more important in telecommunications and high technology industries (Salop and O'Brien, 2000). There are generally two types of minority shareholding: (i) Financial interest, which refers to the right of the acquiring firm to receive a share of the profits of the target firm; (ii) Corporate control, which refers to the right of the acquiring firm to control or influence the target firm's decisions (in prices, output, product selection and other competition variables). We focus on the first type, also called *silent financial interest* or *passive structural link*.⁴

There is growing interest among competition authorities in assessing the competitive effects of financial interest, in part due to the rapid growth of private-equity investment observed in recent years, in which private-equity firms often hold partial ownership interests in competing firms (Wilkinson and White, 2007), and because of some notorious cases (such as Ryanair's acquisition of Aer Lingus's stock or the Renault-Nissan alliance, whereby Renault owns 44.3 % of Nissan, which in turn owns 15 % of Renault)⁵ that have triggered discussion in Europe on the potential anticompetitive effects of partial ownership. The European Commission (EC), however, does not have competence under its merger control rules to examine passive investments, and currently proposes to extend the scope of the Merger Regulation to be able to intervene in cases involving minority shareholding among competitors or in a vertical relationship.⁶ In Canada and the United States minority shareholding is subject of scrutiny under merger control rules.⁷

⁴It is worth noting, however, that the models of financial interest can be extended to scenarios of "proportional control" where the influence of the acquiring firm is approximately proportional to its financial stake (see Salop and O'Brien 2000, and Brito, Cabral and Vasconcelos 2010).

⁵The minority shareholding of Ryanair in Aer Lingus would have resulted according to the UK CC in a substantial lessening of competition (on routes between Great Britain and Ireland). In August 2013, the UK CC ordered Ryanair to sell its 29.8% stake in Aer Lingus down to 5%. Other cases that have attracted interest are (Gilo 2000): (i) \$150 million worth investment of Microsoft in the nonvoting stock of Apple in 1997; (ii) Northwest Airlines (fourth-largest airline in the US) which purchased 14% of the common stock of Continental Airlines Inc. (fifth-largest) airline and accepted to limit its voting power. Yet, following an antitrust suit, Northwest had to sell back to Continental close to one-half of its stake in that airline; (iii) TCI (largest cable operator in the US) which passively invested and purchased 9% stake of Time Warner (second-largest cable operator); (iv) Gillette's acquisition of about 23% of the nonvoting stock and 13% of the debt of Wilkinson Sword (one of its main competitors).

⁶Yet there are European countries, such as Austria, Germany and the UK, in which national merger control rules give competition authorities the competence to examine minority shareholdings. Currently, the EC can only consider the competitive effects of (pre-existing) minority shareholdings in the context of a notified merger (in which the merging firms have stakes on a third firm). EC (Commission Staff Working Document "Towards more effective EU merger control", Brussels, 25.6.2013 SWD(2013) 239 final) highlights that there are many instances in which the merger is allowed on the basis of remedies that entail a divestiture of the (pre-existing) minority shareholding.

⁷In the U.S. minority shareholdings are often examined under Section 7 of the Clayton Act and the Hart-Scott-Rodino Act. Section 7 prohibits acquisitions (of any part) of a company's stock that "may" substantially lessen competition by either (a) enabling the acquiring firm to raise prices or decrease output by controlling or

Anticompetitive effects of cross-ownership were first derived in Reynolds and Snapp (1986) and Bresnahan and Salop (1986). They consider the Cournot model and show that the presence of financial interests in the industry may result in less output and higher prices (even if interests are relatively small). The reason is that the competitive decision of one firm that has financial interests in its competitors' profit will take into account that by reducing output (or increasing the price) it will increase the competitors' profit and therefore its financial profit. While the anticompetitive effects tend to be weaker than those of a merger, minority shareholdings do not offer significant efficiencies as those that may arise with mergers (like rationalization or avoiding cost duplication). The common view is therefore that passive investments tend to lessen competition. Contrary to this view, we show that minority shareholdings may increase total surplus, and even consumer surplus, in industries where investment in R&D is important and spillovers are sufficiently high.⁸

An attractive feature of considering partial cross-ownership is that it also encompasses the case in which R&D cooperation cannot be disentangled from cooperation in the product market. When shareholdings are symmetric across firms, maximizing the profit (with financial interests) of a given firm is equivalent to maximizing its own profit (i.e., with no financial interests) and a fraction λ of the profit of each of the remaining firms, where the size of the parameter λ will depend on the size of the shareholdings. It is an old suspicion that R&D cooperation may facilitate coordination in the product market in part due to existence of ancillary restraints (or other channels through which cooperative R&D may lead to coordination in the product market)⁹ and multimarket contact¹⁰. There is growing evidence that R&D cooperation facilitates product market cooperation, from empirical studies (Goeree and Helland [2010], Duso, Röller

influencing the target firm; or (b) altering the incentives of the acquiring firm to compete with the target firm. Although no threshold is clearly established, acquisitions of less than 25%, and at least of 15%, have been found to violate Section 7 (Salop and O'Brien [2000], Miller, Raven and Went, [2012]).

⁸Farrell and Shapiro (1990) show that passive financial stakes may be welfare increasing in asymmetric oligopolies. In contrast we show the possibility in a symmetric oligopoly.

⁹For example, when a research joint venture stipulates downstream market division for any patents that may result from the venture, or when there are collateral agreements that impose cross-licensing of old patents or a per-unit output royalty for using new patents since this chills the incentives for firms to increase output (Grossman and Shapiro, [1986], and Brodley [1990]). See also Pfeffer and Nowak [1976], Jacquemin [1988], Geroski [1992], and Jacquemin and Soete [1994]. In particular, Martin (1995), van Wegberg (1995), Greenlee and Cassiman (1999), Cabral (2000), Lambertini et al. (2002), and Miyagiwa (2009) also analyze various channels through which cooperative R&D may facilitate coordination in the product market.

¹⁰Firms can sustain collusion more easily when they interact in multiple markets as compared to the situation in which they interact in one market only (Bernheim and Whinston [1990]; see also Spagnolo [1999] and Parker and Röller [1997]). Vonortas (2000) study whether large diversified firms use research joint ventures (RJVs) to create links to competitors in order to facilitate collusion across many markets. Using an extensive database of RJVs registered with the U.S. Department of Justice and the Federal Trade Commission from the mid-1980s to the mid-1990s, he finds evidence that the scope for collusion in the product market is larger in the presence of multi-R&D project and multimarket contact. Also, Snyder and Vonortas (2005) show that multiproject contact can facilitate explicit collusion. The reason is that multiproject contact allows firms to reduce the heterogeneity in private information, which in turn makes collusive agreements more efficient (see also Matsushima [2001]).

and Seldeslachts [2010]), experiments (Suetens 2008)¹¹, and antitrust cases¹².

Our analysis therefore extends the traditional framework in two directions: no separation between coordination in R&D and output (be it because of cross-ownership or because cooperation in R&D extends to cooperation in the product market), and the presence of intermediate degrees of cooperation as a result of the toughness of competition policy.¹³ The parameter λ may be under the control of the antitrust authority by limiting cross-shareholdings or as a measure of the intensity of antitrust scrutiny of collusion.¹⁴

Our benchmark model is simultaneous R&D and output quantity competition. Apart from tractability an added reason is that the R&D investment effort of each firm is frequently not (perfectly) observable. Cabral (2000), Dasgupta and Stiglitz (1980), Hartwick (1984), Spence (1984), Levin and Reiss (1988), Leahy and Neary (1997), Vives (2008), and Ziss (1994), among others, analyze simultaneous models (in the presence or absence of R&D spillovers), but assuming that R&D cooperation does not necessarily lead to output cooperation. We test the robustness of the results in a two-stage competition model.

In our model, as stated, a firm puts weight λ on the profits of the rivals. Apart from the direct interpretation in terms of cross-shareholdings λ can be considered also the limited scope for collusion that firms have be it because of a low discount factor or because of antitrust scrutiny. The parameter λ has also an empirical counterpart in market power estimation since it corresponds to a constant elasticity of conjectural variation, which can be used to estimate

¹¹Suetens (2008) confirms that cooperation in cost-reducing R&D facilitates price collusion. Interactions in the experiment are based on a two-stage duopoly model. Agents engage in cooperative R&D projects more than once and repeatedly interact in the product market. For both small and large spillovers it is found that the degree of cooperation in the pricing stage is generally higher when subjects have the possibility to make binding R&D agreements in the R&D stage in comparison with the baseline treatments in which there are no agreement possibilities.

¹²There are many examples of cases in which R&D collaboration lead to anticompetitive abuses. Goeree and Helland (2010) gather a number of recent cases in the petroleum industry, the computer industry, the semiconductor memory market and in telecommunications.

¹³While we focus on R&D investments, examining a framework in which cooperation in one dimension may facilitate cooperation in another dimension is relevant insofar as this situation may arise in other interesting applications. A clear case is joint marketing alliances (patent pools). In a recent paper, Rey and Tirole (2013) study tacit collusion in sales (or licensing), and its implications for users and society. In particular, they examine how independent marketing and joint marketing alliances may facilitate the sustainability of tacit collusion.

¹⁴Indeed, Besanko and Spulber (1989) show that when collusive behavior is unobservable and production costs are private information, the optimal antitrust authority may induce firms to collude up to some intermediate degree. The reason is that in the presence of asymmetric information, the antitrust authority does not know *a priori* if price is high because of price fixing or because of marginal costs are high. As monitoring is expensive and resources are limited, antitrust policy is committed to sue with a probability that depends on the price observed in the industry. If firms must pay a fine when collusion is detected and there is an upper limit on the level of that fine, then they may find it optimal to set a lower markup in order to reduce the risk of prosecution, which results in imperfect collusion. In a different context, Besanko and Spulber (1990), consumers do not observe cartel costs and therefore have imperfect information about the existence of a price-fixing agreement. In this case it is also found that the cartel's pricing decision is constrained as the cartel's equilibrium price decreases with the level of the penalties. See also Souam (2000), Harrington (2004, 2005), and Schinkel and Tuinstra (2006). Friedman, Jehiel and Thisse (1995) show that an antitrust policy of intermediate toughness maximizes social welfare when firms can collude in prices and must choose their product specification.

the degree of cooperation in the industry (see e.g. Martin 2001).¹⁵

The plan of the paper and outline of results is as follows. We begin by presenting the general model in Section 2. We examine how output and R&D in equilibrium behave in response to a change in the degree of cooperation λ . We show that R&D increases with the degree of cooperation when the level of spillover is higher than the cost pass-through coefficient multiplied by the perceived or internalized effect on each firm's marginal cost of a unit increase in R&D by all firms over the number of firms. We also show that output increases with the degree of cooperation when spillovers are sufficiently high so that the effect on each firm's marginal cost of a unit increase in R&D by all firms is larger than the relative marginal profitability loss of reducing output when a higher degree of cooperation leads to an increase in R&D (so the positive effect of cooperation on R&D investment dominates its negative effect on output level). Next, we show that whenever an increase in λ decreases R&D expenditures, it also decreases output. However, when raising λ stimulates investment in R&D, then output may or may not increase depending on the size of the spillovers. These findings allow us to identify three regions that determine the response of R&D and output to different degrees of cooperation. Although in two of them it is not immediately clear whether a higher degree of cooperation will increase each firm's profit, we show that at equilibrium and independently of the intensity of the R&D spillover effects, each firm's profit increases with the degree of cooperation. This result has a clear policy implication: as firms have incentives to acquire (minority) shareholdings in the industry, there is scope for policy intervention so that the optimal degree of cooperation is achieved.¹⁶ In terms of spillovers, we find that at equilibrium the curvature of the innovation function is key to the response of output and R&D to the intensity of spillover effects. We illustrate our result with three leading specifications in the literature: d'Aspremont-Jacquemin (AJ) and Kamien-Muller-Zang (KMZ) model specifications, and a constant elasticity (CE) model as in Dasgupta and Stiglitz (1980)) as special cases of our framework, and conduct a comparative statics analysis for each of them.

Section 3 examines the socially optimal degree of cooperation. We characterize the threshold values of spillover below which no cooperation is optimal for consumers and total surplus, and show that the latter is higher than the former. We also characterize the threshold value above

¹⁵In a recent paper, Michel (2013) estimates the degree of profit internalization after ownership changes in differentiated product industries. He allows each firm's objective function to potentially depend on other firm's profits by inserting the parameter λ_{ij} , which is the degree to which brand i takes into account brand j 's profits when setting its optimal price.

¹⁶Farrell and Shapiro (1990), Flath (1991) and Reitman (1994) show that unilateral incentives to implement passive ownership structures may be lacking in Cournot competition with constant marginal costs (for similar reasons than the weak incentives to merge as analyzed by Salant et al. (1983)). However, the fact that in our model profits increase with λ means that if firms can reach a binding agreement on cross-ownership they will do so. Karle, Klein and Stahl (2011) analyze in a differentiated product market with two firms the incentives of an investor to acquire a controlling or non-controlling stake in a competitor.

which a positive λ will be socially optimal. We provide sufficient conditions for a cartelized RJV (with full internalization of spillovers and joint profit maximization) to be optimal. We then turn to apply these results to our three model specifications. We show that under the AJ and the KMZ model specifications we cannot exclude the possibility that inducing full cooperation (i.e. setting $\lambda = 1$) maximizes social welfare, but this will never be the case in the constant elasticity model. Numerical simulations illustrate and confirm these results, and allow us to examine the optimal degree of cooperation. If the objective is to maximize total surplus then there is scope for cooperation in both dimensions when spillovers are sufficiently large (and the scope is larger the more firms there are in the market). Regarding consumer surplus, cooperation should be generally forbidden unless, and depending on the functional forms of demand, cost and investment, the number of firms or spillover effects are large enough. Finally, taken together our results indicate that the optimal degree of cooperation in terms of total surplus increases with the number of firms, the relative degree of convexity of demand and innovation function and the intensity of spillover effects.

Section 4 extends our model to consider two stages: in the first stage firms choose and commit to their R&D investments, and in the second stage they compete in output. We show that results are generally robust to this extension with the observation that the optimal degree of cooperation is moderated in the two-stage model when spillovers are high. This is consistent with the results in Leahy and Neary (1997, Proposition 2), where R&D and output cooperation are not tied. Their results show that the levels of output and R&D are lower in the two-stage model than in the simultaneous model. Our results also show that with strategic commitment it is not necessarily true that the consumer surplus standard calls for a lower degree of cooperation. We can characterize the sign and comparative statics of the strategic commitment effect which determines when an increase in the R&D of rivals increases or reduces the output of a firm in terms of the level of spillover.

Section 5 provides some concluding remarks and the Appendix collects the proofs.

2 Framework and equilibrium

We consider an industry composed of $n \geq 2$ identical firms, in which each firm $i = 1, \dots, n$ chooses simultaneously the R&D intensity (x_i) and quantity (q_i). Firms produce an homogeneous good with smooth inverse demand function $f(Q)$, with $Q = \sum_i q_i$. We assume the following

A.1. $f(Q)$ is twice continuously differentiable with $f'(Q) < 0$ for all $Q \geq 0$ such that

$f(Q) > 0$, and

$$\delta(Q) \equiv \frac{Qf''(Q)}{f'(Q)}$$

is constant.

The elasticity of the slope of the inverse demand function is $-\delta$, and so it is equivalent to the relative degree of convexity or curvature of the inverse demand function. δ is also related with the marginal consumer surplus when output increases, that is, with $ms = -f'(Q)Q$. Letting ϵ_{ms} be the elasticity of the inverse marginal consumer surplus function (so $\epsilon_{ms} = ms/(ms'Q)$), Weyl and Fabinger (2013) argues that ϵ_{ms} measures the curvature of the logarithm of demand. Under A.1. we can write $1/\epsilon_{ms} = 1 + \delta$; when demand is log-concave $1 + \delta > 0$ and when demand is log-convex $1 + \delta < 0$. Furthermore, if demand is concave (convex) then $\delta > (<)0$. Assumption A.1. is always satisfied by inverse demand functions which are linear or constantly elastic. In particular, the family of inverse demand functions where $\delta(Q)$ is constant can be represented as

$$f(Q) = \begin{cases} a - bQ^{\delta+1} & \text{if } \delta \neq -1 \\ a - b \log Q & \text{if } \delta = -1 \end{cases},$$

where a is a non-negative constant and $b > 0$ ($b < 0$) if $\delta \geq -1$ ($\delta < -1$). We make the following two additional assumptions.

A.2. The marginal production cost or innovation function $c(\cdot)$ is independent of output and decreasing in own R&D and that of its rival in the following manner: $c(x_i + \beta \sum_{j \neq i} x_j)$ with $c' < 0$, $c'' \geq 0$, and $0 \leq \beta \leq 1$ ($i \neq j$).

A.3. The cost of investment is given by the function $\Gamma(x_i)$ with $\Gamma(0) = 0$, $\Gamma' > 0$ and $\Gamma'' \geq 0$.

The parameter β represents the spillover level of the R&D activity. The presence of β is motivated by the fact that the outcome of R&D investment by one firm typically spills over and benefits other firms. Certainly, the intensity of spillover levels is quite heterogeneous across industries, which could be due to a negative relationship between spillover and patent protection levels: industries with low patent protection tend to have higher spillover levels (e.g., those that are low-tech) than industries with high patent protection (Griliches, 1990). In our model, as in most of the literature on R&D, we allow R&D outcomes to be imperfectly appropriable to a degree that can take values between 0 and 1. The particular case in which $\beta = 1$ represents the case in which firms form a Research Joint Venture (RJV) by which they fully share R&D outcomes among them and avoid duplication of R&D efforts.¹⁷

¹⁷We may distinguish between six different cases: i) $\lambda = 0$ and $\beta \in [0, 1)$, firms compete and R&D outcomes may be imperfectly appropriable; ii) $\lambda = 0$ and $\beta = 1$, firms compete but they form an RJV and share R&D

Each firm's profit is given by

$$\pi_i = f(Q)q_i - c(x_i + \beta \sum_{j \neq i} x_j)q_i - \Gamma(x_i).$$

Let ω_{ji} be the interest in the i th firm of the owner of the j th firm. Total profit of firm i (including financial interests) is:

$$\Pi_i = \left(1 - \sum_{j \neq i}^n \omega_{ji}\right) \pi_i + \sum_{j \neq i}^n \omega_{ij} \pi_j.$$

We will consider the symmetric case: $\omega_{ij} = \omega_{ji} = \omega$, then $\Pi_i = (1 - (n-1)\omega) \pi_i + \omega \sum_{j \neq i}^n \pi_j$.

Maximizing Π_i is equivalent to maximizing,

$$\phi_i = \pi_i + \lambda \sum_{j \neq i} \pi_j, \quad (1)$$

where $\lambda(\omega, n) = \omega / (1 - (n-1)\omega) \in [0, 1]$. Two remarks are in order. First, in a symmetric equilibrium with identical firms, $\pi_i = \pi_j = \pi^*$ for $i \neq j = 1, \dots, n$, we have that $\Pi_i^* = (1 - (n-1)\omega)\pi^* + \omega(n-1)\pi^* = \pi^*$. Second, the upper bound of cross-ownership is $\omega = 1/n$, in which case $\lambda = 1$, and n identical firms will maximize total joint profit. E.g., with 10 firms in the market, it suffices that each of them has 10% of each rival's stock to yield the monopoly level of output in equilibrium. In particular, the more firms there are in the market, the lower degree of partial cross-ownership is needed to achieve the monopoly level of output.

In markets with cross-shareholdings a modified HHI concentration index has been proposed (Bresnahan and Salop (1985)). This corresponds to the market-share weighted Lerner index in a Cournot market and is denoted by MHHI ($= (\sum_i s_i L_i) \eta$ where s_i and L_i are, respectively, the market share and Lerner index of firm i , and η the demand price elasticity). In our case for a given common marginal cost it is easy to see that at a symmetric Cournot equilibrium $\frac{p-c}{p} = \frac{\text{MHHI}}{\eta}$ where $\text{MHHI} = \frac{\Lambda}{n}$ and $\Lambda = 1 + \lambda(n-1)$, which is monotone in λ . (Note also that $\Lambda = 1/(1 - (n-1)\omega)$.) When $\lambda = 0$ we have the standard HHI for a symmetric solution $\frac{1}{n}$ and when $\lambda = 1$ it equals 1.

We explore the model in terms of λ , so the objective function is (1). Write $B = 1 + \beta(n-1)$ and $\tau = 1 + \lambda(n-1)\beta$. A symmetric interior equilibrium (Q^*, x^*) must solve the first-order

outcomes; iii) $\lambda = 1$ and $\beta \in [0, 1)$, firms form a cartel but not an RJV; iv) $\lambda = \beta = 1$, firms form a cartelized RJV; v) $\lambda \in (0, 1)$ and $\beta \in [0, 1)$, there is some degree of cooperation among firms (because of minority shareholdings or limited antitrust policy) and R&D outcomes may be imperfectly appropriable; vi) $\lambda \in (0, 1)$ and $\beta = 1$, as in the previous case there is some degree of cooperation among firms but now they form an RJV and share R&D outcomes.

necessary conditions:

$$f(Q^*) \left(1 - \frac{1}{\eta(Q^*)} \frac{\Lambda}{n}\right) = c(Bx^*), \text{ or equivalently, } \frac{f(Q^*) - c(Bx^*)}{f(Q^*)} = \frac{\text{MHHI}}{\eta(Q^*)} \quad (2)$$

$$-c'(Bx^*) \frac{Q^* \tau}{n} = \Gamma'(x^*), \quad (3)$$

where $\eta(Q^*) = -f(Q^*)/(Q^* f'(Q^*))$. Let $\alpha_z(\cdot)$, $\rho_z(\cdot)$ and $\varphi_{xq}(\cdot)$ be defined, at symmetric solutions, by $\alpha_z(\cdot) = (\partial^2/\partial z_i^2)\phi_i$, $\rho_z(\cdot) = (\partial^2/\partial z_i \partial z_j)\phi_i$, $\varphi_{\lambda z}(\cdot) = (\partial^2/\partial \lambda \partial z_i)\phi_i$ (with $z = q, x$) and $\varphi_{xq}(\cdot) = (\partial^2/\partial x_i \partial q_i)\phi_i$ ($i \neq j; i, j = 1, 2, \dots, n$).¹⁸ We assume that the following stability conditions hold: $\Delta_q \equiv \alpha_q + (n-1)\rho_q < 0$ and $\Delta_x \equiv \alpha_x + (n-1)\rho_x < 0$, and that

$$\Delta(Q^*, x^*) = \Delta_q \Delta_x - (\varphi_{xq})^2 \tau B > 0. \quad (4)$$

Together those conditions imply that (2) and (3) have unique solution. If $\Delta(Q^*, x^*) > 0$, then we say that the equilibrium is regular, the meaning of which will become clear in the comparative statics analysis below. In particular, we assume that there is a unique regular symmetric interior equilibrium (Q^*, x^*) – the characterization of such an equilibrium will be the focus of the paper.

Model specification examples. We will consider the well-known R&D model specifications with linear demand of d'Aspremont-Jacquemin (AJ) and Kamien-Muller-Zang (KMZ), and a constant elasticity model (CE) similar to the Dasgupta and Stiglitz's (1980) model but with spillover effects.

As shown in Amir (2000) the AJ and the KMZ model specifications are not equivalent for large spillover values (the critical value depends on the innovation function or unit cost of production function and on the number of firms). The difference between the two models lies on the unit cost of production function and the autonomous R&D expenditures. Under the KMZ specification, *the effective R&D investment* for each firm is the sum of its own expenditure x_i and a fixed fraction (β) of the sum of the expenditures of the rest of firms, i.e., $X_i = x_i + \beta \sum_{j \neq i} x_j$. Instead, under the AJ specification, X_i is *the effective cost reduction* for each firm, so $c(\cdot)$ is a linear function. Thus, in AJ decision variables are unit-cost reductions, whereas in KMZ decision variables are the autonomous R&D expenditures.¹⁹ In particular, in KMZ the unit cost of firm i is $\bar{c} - h(x_i + \beta \sum_{j \neq i} x_j)$, where for given $x_i \geq 0$ ($i = 1, \dots, n$) the effective cost reductions to firm i , $h(\cdot)$, is a twice differentiable and concave function with $h(0) = 0$, $h(\cdot) \leq \bar{c}$, and $(\partial/\partial x_i)h(\cdot) > 0$. As in Amir (2000), to allow for a direct comparison between AJ and KMZ,

¹⁸See Table 6 in Appendix B for the full expressions of those variables.

¹⁹Furthermore, while in AJ the joint returns to scale (in R&D expenditure and number of firms) are decreasing, constant or increasing when spillover effects are less than, equal to, or greater than $1/(n+1)$, in KMZ the joint returns to scale are always nonincreasing (Proposition 4.1 in Amir [2000]).

Table 1: Model Specifications.

	<i>AJ</i>	<i>KMZ</i>	<i>CE</i>
<i>Demand</i>	$f = a - bQ$ $\delta = 0; a, b > 0$	$f = a - bQ$ $\delta = 0; a, b > 0$	$f = \sigma Q^{-\varepsilon}$ $\delta = -(1 + \varepsilon); a = 0, b = -\sigma < 0$
$c(\cdot)$	$\bar{c} - x_i - \beta \sum_{j \neq i} x_j$	$\bar{c} - [(2/\gamma)(x_i + \beta \sum_{j \neq i} x_j)]^{1/2}$	$\kappa(x_i + \beta \sum_{j \neq i} x_j)^{-\alpha}$
$\Gamma(x)$	$(\gamma/2)x^2$	x	x

Table 2: Second-order conditions and regularity condition. (See Appendix B.)

	<i>AJ</i>	<i>KMZ</i>	<i>CE</i>
<i>S.O.C</i>	$\gamma b > 1/2$	$\gamma b > \tau/(2\tilde{\lambda})$	$n > \frac{\Lambda(1+\varepsilon)}{2}$ and $\frac{\varepsilon(1+\alpha)}{\alpha} > \frac{n(n-\varepsilon\Lambda)}{\lambda(2n+\Lambda\delta)}$
<i>Regularity Condition</i>	$\gamma b > \tau B/(\Lambda + n)$	$\gamma b > \tau/(\Lambda + n)$	$\varepsilon - \alpha(1 - \varepsilon) > 0$

with $\tilde{\lambda} \equiv 1 + \lambda(n - 1)\beta^2$.

we consider a particular case of the KMZ model specification: $h = [(2/\gamma)(x_i + \beta \sum_{j \neq i} x_j)]^{1/2}$ with $\gamma > 0$. The CE model considers constant elasticity demand and costs with $\alpha, \kappa > 0$ (see Table 1), and where α is the unit cost of production (or innovation function) elasticity with respect to the investment in R&D (in the absence of spillover effects). Finally, $\Gamma(x)$ is quadratic in AJ but linear in KMZ and CE. Table 1 summarizes these model specifications, and Table 2 contains sufficient second-order conditions and the regularity condition for each model specification.

Table 3 collects equilibrium values of output and R&D that one obtains by solving equations (2) and (3). In Appendix B we shall show that in the constant elasticity model, $\Delta > 0$ if and only if $\varepsilon - \alpha(1 - \varepsilon) > 0$.

Table 3: Equilibrium Values.

	<i>AJ</i>	<i>KMZ</i>	<i>CE</i>
q^*	$\frac{\gamma(a-\bar{c})}{b\gamma(\Lambda+n)-B\tau}$	$\frac{\gamma(a-\bar{c})}{b\gamma(\Lambda+n)-\tau}$	$\frac{1}{\alpha\kappa\tau} [\sigma (\tau\alpha/n)^\varepsilon \kappa^{\varepsilon-1} (1 - \varepsilon\Lambda/n)]^{(1+\alpha)/[\varepsilon-\alpha(1-\varepsilon)]}$
x^*	$\frac{\tau(a-\bar{c})}{b\gamma(\Lambda+n)-B\tau}$	$\frac{\gamma\tau^2(a-\bar{c})^2}{2B(b\gamma(\Lambda+n)-\tau)^2}$	$\frac{1}{B} [\sigma (\tau\alpha/n)^\varepsilon \kappa^{\varepsilon-1} (1 - \varepsilon\Lambda/n)]^{1/[\varepsilon-\alpha(1-\varepsilon)]}$

Comparative statics of demand and cost parameters. Clearly, in AJ and KMZ the R&D expenditure and output per firm increase with the size of the market (a). Conversely, both x^* and q^* decrease with the level of inefficiency of the technology employed, \bar{c} , the slope of inverse demand, b , and the slope of the marginal R&D costs, γ . In the constant elasticity model R&D

expenditure and output per firm also increase with the size of the market, σ . In addition, the costlier is the technology employed, κ , the lower is total output, Q^* . However, x^* decreases (respectively, increases) with κ if demand is elastic (inelastic). The last two results hold for any value of λ and β .²⁰

Comparative statics with respect to the degree of cooperation. We are particularly interested in how output and R&D in equilibrium behave in response to a change in λ . If we totally differentiate the two first-order necessary conditions, then after some manipulations we get

$$\frac{\partial q^*}{\partial \lambda} = \frac{1}{\Delta} [\varphi_{\lambda x} \varphi_{xq} B - \varphi_{\lambda q} \Delta x] \quad (5)$$

$$\frac{\partial x^*}{\partial \lambda} = \frac{1}{\Delta} [\varphi_{\lambda q} \varphi_{xq} \tau - \varphi_{\lambda x} \Delta q]. \quad (6)$$

The sign of these derivatives is not immediately clear. To see this, notice that for a given x , λ has a negative effect on output: $\varphi_{\lambda q} = f'(Q)q(n-1) < 0$. This is the well-known effect of reducing output so as to increase price. Conversely, for a given q , λ has a positive effect on investment: $\varphi_{\lambda x} = -\beta q(n-1)c'(xB) > 0$. This is the internalizing externalities effect, which, as it is clear from the previous equation, depends directly on the size of the spillovers. The final sign of the impact of λ on the equilibrium values of output and R&D per firm will depend on which of the two previous effects dominates. (Notice that $\varphi_{xq} > 0$.) When β is small, the positive effect on investment is small, so the negative effect on output dominates. Then, q^* decreases with λ , and as a result firms also invest less when λ increases since the benefit that firms obtain from investing in R&D decreases proportionally with output. Let us call the region in which this case occurs (i.e. when $\partial q^*/\partial \lambda < 0$ and $\partial x^*/\partial \lambda < 0$) as *RI*. Suppose now that β is sufficiently high, so that the positive effect on R&D reduces significantly the unit cost of production and this in turn stimulates output. Two effects are present in this case. On the one hand, the first mentioned effect still exists: firms want to reduce output so as to increase price in equilibrium. On the other hand, now firms have incentives to produce more as they are more efficient. If the first effect dominates, then $\partial q^*/\partial \lambda < 0$ and $\partial x^*/\partial \lambda > 0$ (we name this region *RII*). Conversely, if the second effect dominates, then $\partial q^*/\partial \lambda > 0$ and $\partial x^*/\partial \lambda > 0$ (region *RIII*). Which of these two cases arises in equilibrium will depend on the strength of the spillovers. In particular, from equations (5) and (6) we may derive threshold values (in terms of β) above which *RII* and *RIII* exist.

²⁰The same result is obtained in Dasgupta and Stiglitz (1980) for $\lambda = \beta = 0$ and free entry.

Using equation (6) one obtains

$$\text{sign} \left\{ \frac{\partial x^*}{\partial \lambda} \right\} = \text{sign} \{ \beta (\Lambda(1 + \delta) + n) - \tau \}. \quad (7)$$

Let $P(c) \equiv f(nq^*(c))$. Interestingly, the above condition can be rewritten in terms of the cost pass-through coefficient: $P'(c) = f'(nq^*)n(dq^*/dc)$; that is, the rate at which the price changes with marginal cost (see e.g. Cowan [2012], and Weyl and Fabinger [2013]). By differentiating the first-order necessary condition $\partial \phi_i / \partial q_i = 0$, we obtain

$$\begin{aligned} P'(c) &= \frac{n}{\Lambda(1 + \delta) + n} = \frac{1}{\text{MHHI}(1 + \delta) + 1} \\ &= \frac{n}{\Lambda/\epsilon_{ms} + n} = \frac{1}{\text{MHHI}/\epsilon_{ms} + 1} \end{aligned}$$

The cost pass-through coefficient can be written in terms of the MHHI and either the curvature of the inverse demand function or the elasticity of the inverse marginal consumer surplus. Note that the stability condition $\Delta_q < 0$ holds if $\Lambda(1 + \delta) + n > 0$, so $P'(c) > 0$. Furthermore, the pass-through increases with the number of firms when demand is log-concave ($\delta > -1$) and decreases with the term $\Lambda/\epsilon_{ms} = \Lambda(1 + \delta)$. We thus have

LEMMA 1 *At equilibrium,*

$$\text{sign} \left\{ \frac{\partial x^*}{\partial \lambda} \right\} = \text{sign} \{ \beta P'(c)^{-1} n - \tau \} = \text{sign} \{ (n + 1 + \delta \Lambda) \beta - 1 \}.$$

We find that investment in R&D increases with the degree of cooperation when the size of spillovers is higher than the cost pass-through coefficient multiplied by the perceived or internalized effect on each firm's marginal cost of a unit increase in R&D by all firms (τ) over n , i.e., when $\beta > \tau P'(c)/n$. Note that $\partial x^*/\partial \lambda$ is decreasing with the pass-through coefficient. Indeed, firms are less interested in reducing costs when cost reductions are effectively translated into lower prices. Thus, we have that $\partial x^*/\partial \lambda > 0$ if and only if

$$\beta > \frac{1}{1 + n + \delta \Lambda} = \frac{1}{1 + n(1 + \delta \text{MHHI})},$$

allowing a higher degree of cooperation has a harmful effect on the equilibrium R&D expenditures, $\partial x^*/\partial \lambda$, when spillover effects are low.

Equation (5) can be rewritten as follows:

$$\frac{\partial q^*}{\partial \lambda} = - \frac{1}{f'(Q^*) (\Lambda(1 + \delta) + n)} \left(\varphi_{\lambda q} + \varphi_{xq} B \frac{\partial x^*}{\partial \lambda} \right). \quad (8)$$

The impact of a higher degree of cooperation on output at equilibrium depends directly on the marginal profit with respect to output, $\varphi_{\lambda q}$, and indirectly through its effect on the R&D received by each firm at equilibrium. Since $\Delta_q < 0$ requires that $\Lambda(1+\delta) + n > 0$, $\varphi_{\lambda q}$ is negative and φ_{xq} is positive, from equation (8) we have that if $\partial x^*/\partial \lambda \leq 0$, then $\partial q^*/\partial \lambda < 0$ (*RI*). This confirms that an increase in R&D investment is necessary (but not sufficient) for output to rise. In particular, if spillovers are sufficiently high, then $\partial x^*/\partial \lambda > 0$, and the sign of $\partial q^*/\partial \lambda$ can be negative (*RII*) or positive (*RIII*). However, this cannot happen with strategic complements output competition (i.e., when $\rho_q > 0$ or $\delta < -n(1+\lambda)/\Lambda = -(\text{MHHI})^{-1}(1+\lambda)$). In this case, we have $(n+1+\delta\Lambda)\beta < (1-n\lambda)\beta < 1$ necessarily, and therefore $\partial x^*/\partial \lambda < 0$. With strategic complements output competition increasing cooperation restricts output so much that induces $\partial x^*/\partial \lambda < 0$.

Let

$$H(\beta) \equiv \frac{\varphi_{\lambda q} \Delta_x}{\varphi_{\lambda x} \varphi_{xq}}.$$

By totally differentiating the first-order condition with respect to R&D we obtain that when there is no cooperation: ($\lambda = 0$) $dq/dx = -\Delta_x/\varphi_{xq}$. Since $\Delta_x < 0$ and $\varphi_{xq} > 0$, we have that $dq/dx > 0$: the locus of (q, x) combinations satisfying the first-order condition with respect to R&D is upward sloping. The expression $\varphi_{\lambda x}$ and $\varphi_{\lambda q}$ is, respectively, the variation of the marginal profit with respect to R&D and output resulting from a higher degree of cooperation. A higher degree of cooperation pushes firms to reduce output ($\varphi_{\lambda q} < 0$), thereby increasing revenues, but also to raise R&D ($\varphi_{\lambda x} > 0$), thereby decreasing marginal costs and increasing investment costs. Therefore, the ratio $\varphi_{\lambda q}/\varphi_{\lambda x}$ measures the firm's relative gain from some additional degree of cooperation, and $H(\beta) = -(\varphi_{\lambda q}/\varphi_{\lambda x}) dq/dx$ is a measure of the relative marginal profitability of reducing output when a higher degree of cooperation leads to an increase in R&D.

Suppose that $\Gamma''(x^*) > 0$, then $H(\beta)$ can be written as

$$H(\beta) = \frac{1}{\eta(Q^*, x^*)} \left(1 + \frac{\chi(Bx^*)}{y(x^*)} \right),$$

where $\chi(Bx^*) = -c''(Bx^*)Bx^*/c'(Bx^*) \geq 0$ captures the elasticity of the slope of the innovation function (the relative convexity of $c(\cdot)$), $y(x^*) = \Gamma''(x^*)x^*/\Gamma'(x^*) \geq 0$ captures the elasticity of the slope of the investment cost function, and $\eta(Q^*, x^*) = -\beta c'(Bx^*)^2/(f'(Q^*)\Gamma''(x^*)) > 0$ measures the relative effectiveness of R&D²¹ weighted by β . The values of H , χ and y for each model specification are presented in Table 4.

²¹As defined by Leahy and Neary (1997, Section V., p. 654).

Table 4: H , χ and y .

	<i>AJ</i>	<i>KMZ</i>	<i>CE</i>
H	$\frac{b\gamma}{\beta}$	$\frac{b\gamma B}{\beta}$	$\frac{B}{\beta} \left(\frac{\alpha+1}{\alpha}\right) \frac{\varepsilon}{n-\varepsilon\Lambda} \tau$
χ	0	$\frac{1}{2}$	$\alpha + 1$
y	1	0	0

LEMMA 2 *At equilibrium,*

$$\text{sign} \left\{ \frac{\partial q^*}{\partial \lambda} \right\} = \text{sign} \{ B - H(\beta) \}. \quad (9)$$

$B \equiv 1 + \beta(n - 1)$ captures the effect on each firm's marginal cost of a unit increase in R&D by all firms. When $B > H(\beta)$ the positive effect of cooperation on R&D investments dominates its negative effect on output, so that a little more of cooperation raises output at equilibrium. $H(\beta)$ provides the appropriate threshold for B .

Ideally, we would like to consider the class of economies for which there exists a unique positive β , denoted by β' , above which $\partial q^*/\partial \lambda > 0$. Suppose that $\beta \in \mathbb{R}^+$, since $H(\beta) \in \mathbb{R}^+$ we have that $H(\beta) : \mathbb{R}^+ \rightarrow \mathbb{R}^+$, therefore $\beta' \in \mathbb{R}^+$ is positive and unique when

A.4. $H(\beta)$ has slope less than $n - 1$.

Under A.4. $B = H(\beta)$ has a unique positive solution (since $H(0) = \infty$). Whilst assumption A.4 does not guarantee that β' is lower than one, so *RIII* may potentially fail to exist, it seems not to be restrictive given the model specifications that are typically used in the literature. For example, in d'Aspremont and Jacquemin (1988), and Kamien, Muller and Zang (1992) with the innovation function considered below, H is strictly decreasing in β . Hence in both cases we can derive a unique positive threshold value β' above which $\partial q^*/\partial \lambda > 0$. Moreover, $\beta' < 1$ if $n > H(1)$ and *RIII* exists.

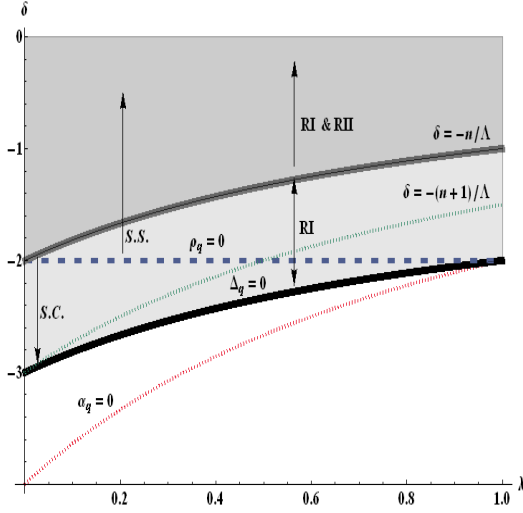


Fig. 1a. $n = 2$.

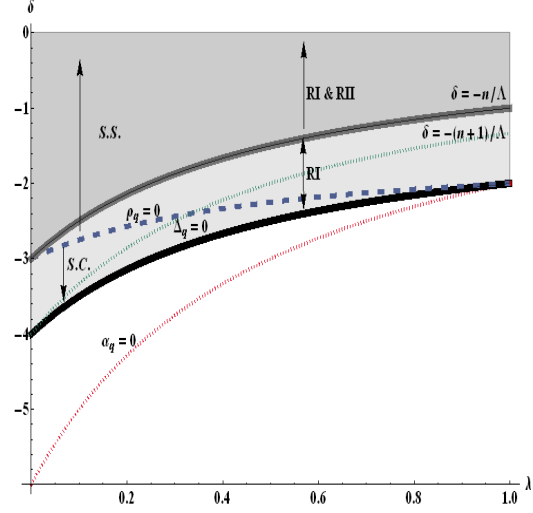


Fig. 1b. $n = 3$.

Fig. 1. Existence of regions *RI* and *RII* with second-order, stability and strategic complements/substitutes output competition conditions: *concavity in q holds above the curve $\alpha_q = 0$; stability in output holds above the curve $\Delta_q = 0$; quantities are strategic complements (respectively, substitutes) below (above) the curve $\rho_q = 0$; only *RI* exists (for all β) below the curve $\delta = -(n + 1)/\Lambda$ where $\beta_x < 0$ holds, and therefore $\partial x^*/\partial \lambda < 0$; $\beta_x < 1$ holds above the curve $\delta = -n/\Lambda$, and therefore *RII* exists whenever $\beta > \beta_x$.*

LEMMA 3 (i) *If $-(n + \Lambda)/\Lambda \leq \delta \leq -n/\Lambda$, then only region *RI* exists and quantities are strategic complements (respectively strategic substitutes) if $\delta < (>) -n(1 + \lambda)/\Lambda$; (ii) If $\delta > -n/\Lambda$, quantities are strategic substitutes, and region *RI* and *RII* exist, region *RIII* moreover exists ($\beta' < 1$ where β' is the unique positive solution to the equation $B - H(\beta) = 0$ under A.4) if $n > H(1)$.*

Proof. See Appendix A. ■

If $\delta < -n(1 + \lambda)/\Lambda$, so that $\rho_q > 0$ holds, then condition $\delta < -n/\Lambda$ also holds, quantities are strategic complements (S.C.) and only *RI* exists. When δ is such that $-n(1 + \lambda)/\Lambda < \delta < -n/\Lambda$, quantities are strategic substitutes (S.S.) but again only *RI* exists; however, when $\delta > -n/\Lambda$ quantities are strategic substitutes and at least *RI* and *RII* exist (see Fig. 1a,b²²). Therefore, as a corollary, we have that *RII* can only exist when quantities are strategic substitutes. Note that *RI* and *RII* exist when demand is concave ($\delta > 0$). Using $MHHI = \Lambda/n$ and Lemma 1-3 we can establish:

²²When $\delta > -(n + 1)/\Lambda$, there exists a positive threshold of spillover above which $\partial x^*/\partial \lambda > 0$ since $1/(1 + n + \Lambda\delta) > 0$, however such a threshold is above one unless $\delta > -n/\Lambda$.

PROPOSITION 1 Under assumptions A.1-A.4, when $-\delta \geq (MHHI)^{-1}$ only region *RI* exists; when $-\delta < (MHHI)^{-1}$: (i) if $\beta \leq 1/(1 + n(1 + \delta MHHI))$, then $\frac{\partial x^*}{\partial \lambda} \leq 0$ and $\frac{\partial q^*}{\partial \lambda} < 0$ (*RI*); (ii) if $1/(1 + n(1 + \delta MHHI)) < \beta \leq \beta'$, then $\frac{\partial q^*}{\partial \lambda} \leq 0$ and $\frac{\partial x^*}{\partial \lambda} > 0$ (*RII*); (iii) if $\beta > \beta'$, then $\frac{\partial q^*}{\partial \lambda} > 0$ and $\frac{\partial x^*}{\partial \lambda} > 0$ (*RIII*).

Proposition 1 implies that for high modified concentration MHHI and convex enough demand we are always in *RI*. It is interesting to compare the results with those in Leahy and Neary (1997, Proposition 3). Those authors find that when cooperation does not extend to output it leads to more R&D and output (as in our *RIII*) whenever spillovers are positive. In contrast in our case *RIII* only obtains when spillovers are sufficiently high. Output cooperation implies that spillovers must be high enough for cooperation to raise R&D and output.

Table 5 provides the spillover thresholds in the examples. The impact of changes in the degree of cooperation can be computed explicitly (see Lemma 6 in Appendix B).²³

Table 5: Spillover Thresholds.

	$1/(1 + n + \delta \Lambda)$	β'
<i>AJ</i>	$1/(1 + n)$	$[-1 + \sqrt{1 + 4b\gamma(n - 1)}]/[2(n - 1)]$
<i>KMZ</i>	$1/(1 + n)$	γb
<i>CE</i>	$1/[(n - \varepsilon) - \lambda(n - 1)(1 + \varepsilon)]$	$\varepsilon(\alpha + 1)/[\alpha(n - \varepsilon) - (2\alpha + 1)(n - 1)\lambda\varepsilon]$

Finally, we are interested in analyzing the impact of λ on each firm's profit. As mentioned above, in a symmetric equilibrium with identical firms: $\Pi_i^* = \pi^*$. In Appendix A we show that

$$\text{sign}\{\pi^{*'}(\lambda)\} = \text{sign}\{-\beta c'(Bx^*)(\partial x^*/\partial \lambda) + f'(Q^*)(\partial q^*/\partial \lambda)\}. \quad (10)$$

Using (10) and noting that in *RII* we have that $\partial x^*/\partial \lambda > 0$ and $\partial q^*/\partial \lambda < 0$, it is clear that in this region: $\pi^{*'}(\lambda) > 0$. The sign of the impact of λ on π^* is less clear in *RI* (since there $\partial x^*/\partial \lambda < 0$ and $\partial q^*/\partial \lambda < 0$) and *RIII* (since there $\partial x^*/\partial \lambda > 0$ and $\partial q^*/\partial \lambda > 0$). Nonetheless, we can show the following result.

PROPOSITION 2 At the symmetric equilibrium, profit per firm, π^* , is increasing in λ .

Proof. See Appendix A. ■

Therefore, according to Proposition 2, the positive effect on price dominates the negative effect on R&D in *RI*, and the negative effect on price is dominated by the positive effect on

²³It is simple to verify that under the three model specifications the condition $\Delta > 0$ guarantees that $\beta' > 1/[1 + n + \Lambda\delta]$. Proposition 4(ii) extends this result to the general framework.

R&D in *RIII*, so that in both regions the profit rises with the degree of cooperation. Therefore, firms have incentives to acquire (minority) shareholdings in the industry, at least as long as they are able to enter into a binding agreement. Before proceeding with the welfare analysis, we first examine the impact of β on equilibrium values.

Comparative statics with respect to the spillover effects. By totally differentiating the two first-order conditions with respect to β , we obtain

$$\frac{\partial q^*}{\partial \beta} = \frac{1}{\Delta} [\varphi_{\beta x} \varphi_{xq} B - \varphi_{\beta q} (\alpha_x + \rho_x (n-1))]$$

$$\frac{\partial x^*}{\partial \beta} = \frac{1}{\Delta} [\varphi_{\beta q} \varphi_{xq} \tau - \varphi_{\beta x} (\alpha_q + \rho_q (n-1))].$$

Since $\varphi_{xq} > 0$ and $\varphi_{\beta q} > 0$, the sign of the impact of β on output and R&D in equilibrium depends on the sign of $\varphi_{\beta x}$. It can be shown that

$$\varphi_{\beta x} = -c'(Bx^*) \frac{(n-1)q^*}{B} [B\Lambda - \chi(Bx^*)].$$

Noting that the elasticity of the slope of the innovation function χ is non-negative, we have that $\varphi_{\beta x}$ is positive (respectively negative) when the curvature (relative convexity) of the innovation function is sufficiently low (high). Therefore, we can establish the following proposition.

PROPOSITION 3 *When the curvature of the innovation function, χ , is sufficiently low, then $\partial q^*/\partial \beta > 0$ and $\partial x^*/\partial \beta > 0$. If the curvature of the innovation function is sufficiently high, then the sign of the impact of β on q^* and x^* is ambiguous.*

As a corollary, in AJ where $\chi = 0$ and in KMZ where $\chi = 1/2$, increasing the size of spillover effects raises the equilibrium values of output and R&D. In the constant elasticity model $\chi = \alpha + 1$, so the impact of β on equilibrium values is less clear and depends on the size of spillover effects, the degree of cooperation and the degree of curvature of the innovation function.

In the analysis that follows, we will examine the optimal degree of cooperation and how it depends on the spillover level, the number of firms and the relevant parameters of demand and cost.

3 Welfare analysis

Welfare in equilibrium is given by the sum of consumer surplus (CS) and industry profits:

$$W(\lambda) = \int_0^{Q^*} f(Q)dQ - c(Bx^*)Q^* - n\Gamma(x^*).$$

We are interested in studying the effect of λ on welfare. Using the equilibrium conditions (2)-(3), we have

$$W'(\lambda) = \left(-\Lambda f'(Q^*) \frac{\partial q^*}{\partial \lambda} - (1 - \lambda)\beta(n - 1)c'(Bx^*) \frac{\partial x^*}{\partial \lambda} \right) Q^*. \quad (11)$$

Allowing for some additional cooperation alters equilibrium values of quantities and R&D investments, and each additional unit of output and R&D has respectively social value equal to $\Lambda(-f'(Q^*))Q^*$ and $(1 - \lambda)\beta(n - 1)(-c'(Bx^*))Q^*$. Therefore, the socially optimal value of λ depends on the magnitude of the change in decision variables at equilibrium as a response to a change in λ . In this sense, Proposition 1 turns out to be fruitful here. In *RI* we have that $W'(\lambda) < 0$ since $\partial x^*/\partial \lambda \leq 0$ and $\partial q^*/\partial \lambda < 0$; in *RII*, however, the impact of λ on welfare can be positive or negative depending on whether the positive effect of cooperation on R&D dominates or not the negative effect of cooperation on output; clearly, in *RIII*: $W'(\lambda) > 0$. Furthermore, since

$$\text{sign} \{CS'(\lambda)\} = \text{sign} \left\{ \frac{\partial q^*}{\partial \lambda} \right\},$$

the impact of λ on consumer surplus is positive (i.e., $CS'(\lambda) > 0$) only in *RIII*. Thus, while in *RI* and *RII* consumers suffer from a higher degree of cooperation (because a lower output implies a higher price in equilibrium), in *RIII* consumers benefit from cooperation. Therefore, optimal antitrust policy will tend to be tougher under CS standard. The next proposition provides conditions under which the antitrust authority prefers allowing or not some cooperation among the firms. Let λ_{CS}^* , λ_{TS}^* denote, respectively, the optimal degree of cooperation with the consumer surplus and total surplus standard.

PROPOSITION 4 *Let A.1-A.4 hold. Then if $-\delta \geq MHHI^{-1}$, $\lambda_{CS}^* = \lambda_{TS}^* = 0$. If $-\delta < MHHI^{-1}$, then:*

(i) $\lambda_{CS}^* = \lambda_{TS}^* = 0$ when $\beta < \underline{\beta}$, where $\underline{\beta} = 1/(1 + n(1 + \delta))$ if demand is concave ($\delta \geq 0$) and $\underline{\beta} = 1/(1 + n + \delta)$ if demand is convex ($\delta \leq 0$). There exists a threshold value $\bar{\beta} \in (\underline{\beta}, 1)$ above which allowing for some cooperation is socially optimal if

$$(n + (n - 1)(\delta + n)) - H(1) > 0. \quad (12)$$

(ii) We have that $\underline{\beta} < \beta'$. Considering β' as a function of λ , $\beta'(\lambda)$, we have: (a) If $\beta'(\lambda)$ is decreasing in λ , then

$$\beta \leq \beta'(1) \Rightarrow \lambda_{CS}^* = 0 \text{ and } \beta > \beta'(0) \Rightarrow \lambda_{CS}^* = \lambda_{TS}^* = 1;$$

(b) If $\beta'(\lambda)$ is increasing in λ , then

$$\beta \leq \beta'(0) \Rightarrow \lambda_{CS}^* = 0 \text{ and } \beta > \beta'(1) \Rightarrow \lambda_{CS}^* = \lambda_{TS}^* = 1;$$

(c) If β' is independent of λ , then

$$\beta \leq \beta' \Rightarrow \lambda_{CS}^* = 0 \text{ and } \beta > \beta' \Rightarrow \lambda_{CS}^* = \lambda_{TS}^* = 1.$$

We have that $\beta' < 1$ when $n - H(1) > 0$, and then for $\beta = 1$, $\lambda_{CS}^* = \lambda_{TS}^* = 1$.

(iii) We have that $\partial \underline{\beta} / \partial n < 0$, and $\partial \beta' / \partial n < 0$ if $\beta' > \partial H(\beta') / \partial n$.

Proof. See Appendix A. ■

When $-\delta \geq (\text{MHHI})^{-1}$, i.e. for high modified concentration MHHI and convex enough demand no cooperation is optimal no matter the level of spillovers. Otherwise, when spillovers are low, $\beta < \underline{\beta}$, cooperation is also not optimal. We observe that the threshold value $\underline{\beta}$ decreases with n (and tends to 0 with n) and therefore for highly concentrated markets no cooperation should be allowed for a wide range of spillovers. The reason is that the incentives for firms to "free ride" are larger when the number of firms increases because each firm can then appropriate R&D efforts of a higher number of participants. If demand is linear, then $\underline{\beta} = 1/(1+n)$, whereas if demand has constant elasticity, ε^{-1} , so $\delta = -(1+\varepsilon)$, then $\underline{\beta} = 1/(1-n\varepsilon)$ when $\delta > 0$ ($\varepsilon < -1$) and $\underline{\beta} = 1/(n-\varepsilon)$ when $\delta < 0$ ($\varepsilon > -1$).

Nevertheless, there may exist a threshold value, $\hat{\beta} < 1$, above which increasing the degree of cooperation is welfare improving. We find that $W'(\lambda) > 0$ if the spillover is larger than the threshold value $\hat{\beta} > \underline{\beta}$, where $\hat{\beta}$ is the unique positive solution to the equation²⁴

$$H(\beta) - B = \frac{n - \Lambda}{\Lambda} ((n + 1 + \delta\Lambda)\beta - 1).$$

Furthermore, $\hat{\beta} < 1$ if

$$H(1) - n < \frac{n - \Lambda}{\Lambda} (n + \delta\Lambda).$$

²⁴See Appendix A, proof of Proposition 4, part (i).

Under the condition $(n + (n - 1)(\delta + n)) - H(1) > 0$, $W'(0) > 0$ holds for $\beta = 1$, so $\bar{\beta} = \hat{\beta}\big|_{\lambda=0} < 1$ and therefore $\lambda_{TS}^* > 0$ whenever $\beta > \bar{\beta}$, which is the second part of statement (i) in Proposition 4. For the functional forms in the examples considered in the paper, we derive the threshold value $\bar{\beta}$, and the condition that guarantees that $\bar{\beta} < 1$. In particular, under such model specifications $W'(0)$ is a quadratic function, and therefore $\bar{\beta}$ is given by the largest root of $W'(0) = 0$.²⁵

The parameter β' is the threshold value above which consumers benefit from cooperation. Statement (ii) of Proposition 4 distinguishes among three cases, and for each of them identifies threshold value below which no cooperation is optimal in terms of consumer surplus, and threshold value above which full cooperation is optimal in terms of consumer and total surplus. Note that if $H(\beta)$ is increasing (respectively decreasing) in λ , then $\beta'(\lambda)$ is also increasing (resp. decreasing) in λ .²⁶ In the CE model, $H(\beta)$ is increasing in λ , so case ‘b’ of Proposition 4 holds. In AJ and KMZ, however, $H(\beta)$ is independent of λ , so case ‘c’ of Proposition 4 holds and as a result under both model specifications the consumer surplus solution is bang-bang.

We have that $\underline{\beta} < \hat{\beta} < \beta'$ holds,²⁷ an important consequence of this result is that the consumer surplus standard is always more stringent than the total surplus standard.

Finally, while more firms in the market decreases the threshold value below which no cooperation is optimal ($\underline{\beta}$), the impact of the number of firms on the threshold values above which some cooperation increases total surplus ($\hat{\beta}$) and consumer surplus (β') is less clear. The reason is that the impact of the number of firms on H depends on the functional forms. (Below we discuss the impact of entry on $\bar{\beta}$ and β' under each model specification.)

Examples. We are interested in the scope for cooperation in the specified models and the comparative statics of λ_{CS}^* , λ_{TS}^* . We have to determine for each model specification the thresholds $\bar{\beta}$ and β' .

LEMMA 4 (Threshold Values) (i) In AJ we have

$$\bar{\beta}^{AJ} \equiv \frac{(n-2) + \sqrt{(n-2)^2 + 4b\gamma(n+2)(n-1)}}{2(n+2)(n-1)},$$

with $\bar{\beta}^{AJ} \leq 1$ if $\gamma b \leq n^2$. (ii) In KMZ we have

$$\bar{\beta}^{KMZ} \equiv \frac{(n-2) + b\gamma(n-1) + \sqrt{(n-2)^2 + b\gamma(n-1)(b\gamma(n-1) + 6n + 4)}}{2(n+2)(n-1)},$$

²⁵See proof of Lemma 4 in Appendix C.

²⁶If β' is the unique positive solution to the equation $H(\beta) - B = 0$ and $H(\beta)$ is increasing in λ , then when λ increases, β' must also increase so as to reduce the difference $H(\beta) - B$ as B is independent of λ and, by Assumption A.4., $\partial(H(\beta) - B)/\partial\beta < 0$.

²⁷See Appendix A, proof of Proposition 4, part (ii).

with $\bar{\beta}^{KMZ} \leq 1$ if $\gamma b \leq n$. (iii) In CE, $\bar{\beta}^{CE}$ is the value above which

$$(n - \varepsilon)\alpha\beta(B + (n - 1)(\beta(n - \varepsilon) - 1)) - \varepsilon(\alpha + 1)B > 0.$$

Proof. See Appendix C. ■²⁸

As mentioned above, in AJ and KMZ, case ‘c’ of Proposition 4 holds, thus if spillover is sufficiently large, so that $\beta > \beta'$ ($\beta^{AJ'}$ and $\beta^{KMZ'}$ can be found in Table 5), then $\lambda_{CS}^* = \lambda_{TS}^* = 1$. The following proposition characterizes the scope for collusion in the models.

PROPOSITION 5 (i) In AJ, a social planner that seeks to maximize total surplus or consumer surplus will allow for full cooperation if $\beta > \beta'_{AJ}$ (or, equivalently, if $n > \frac{\gamma b - \beta(1 - \beta)}{\beta^2}$) with $\beta'_{AJ} < 1$ if $\gamma b < n^2$. (ii) In KMZ, consumer surplus and total surplus are maximized with full cooperation if $\beta > \beta'_{KMZ}$ with $\beta'_{KMZ} < 1$ if $\gamma b < 1$. (iii) In the CE model full cooperation is never socially optimal.

Proof. See Appendix C. ■

Therefore, in terms of consumer surplus in AJ and CE it is optimal to suppress cooperation for any level of spillovers when entry is insufficient: in AJ when $n^2 < \gamma b$ (since $\beta'_{AJ} > 1$) and in CE when $n < \varepsilon(2\alpha + 1)/\alpha$ (since $\beta'_{CE} > 1$ when $n < \varepsilon(2\alpha + 1)\Lambda/\alpha$). It is worth noting that in the AJ and KMZ models in the case of a RJV ($\beta = 1$) we have that $\lambda_{CS}^* = \lambda_{TS}^* = 1$ whenever, respectively, $\gamma b < n$ and $\gamma b < 1$. Furthermore, the RJV will be an optimal arrangement from the welfare point of view since in AJ ($\chi = 0$) and KMZ ($\chi = 1/2$) we have that $\varphi_{\beta x} > 0$, and therefore from Proposition 3 we know that $\partial q^*/\partial \beta > 0$ and $\partial x^*/\partial \beta > 0$. This implies that both W and CS are increasing in β . A cartelized RJV is therefore optimal whenever $\gamma b < n$ or $\gamma b < 1$.²⁹ More in general, under A.4 and $n - H(1) > 0$, when χ is low we will have that a cartelized joint venture (for which $\beta = \lambda = 1$) is optimal.

As mentioned above, the impact of entry on β' depends on the function H . For example, from Table 5 we have that with the model specification used in AJ, $\partial H/\partial n = 0$, so increasing the number of firms decreases the threshold ($\partial \beta'_{AJ}/\partial n < 0$), but with the model specification used in KMZ, the threshold is constant (i.e., $\partial H(\beta')/\partial n = \beta'$), so increasing n has no impact on β' ($\partial \beta'_{KMZ}/\partial n = 0$). Finally, in the constant elasticity model, the direction of the impact of n on the threshold depends on the value of λ : β'_{CE} decreases (respectively increases) with n when

²⁸In the AJ model the second-order condition requires that $\gamma b > 1/2$ (so $\bar{\beta}^{AJ} < 1$ in the region: $1/2 < \gamma b < n^2$), whereas in the KMZ model the second-order condition requires that $\gamma b > 1/2$ when $\lambda = 0$ (so $\bar{\beta}^{KMZ} < 1$ in the region: $1/2 < \gamma b < n$). As in these two cases, in the constant elasticity model we can derive the threshold $\bar{\beta}^{CE}$ above which it is socially optimal to allow some cooperation. However, as in this case $\bar{\beta}^{CE}$ takes a long expression, we are giving the threshold value in implicit form.

²⁹This is consistent with the results in KMZ.

	$\bar{\beta}$			λ_{TS}^*			λ_{CS}^*		
	AJ	KMZ	CE	AJ	KMZ	CE	AJ	KMZ	CE
n	—	—	—	+	+	+	(+)	0	(+)
χ			—			+			[+]
δ			—			+			[+]
β				+	+	+	(+)	(+)*	[+]

Table 6: Impact of parameters in the one-stage model. (+): the impact is positive only if β and n are sufficiently large, otherwise the impact is zero; (+)*: the impact is positive only if the parameter is sufficiently large and γb is sufficiently small, otherwise the impact is zero; [+]: the impact is positive when n is sufficiently large, otherwise the impact is zero. Numerical values for (i) Thresholds: $\bar{\beta}^{AJ}$ ($\gamma b = 4, 6, 8$), $\bar{\beta}^{KMZ}$ ($\gamma b = 1, 3, 5$), $\bar{\beta}^{CE}$ ($[\varepsilon = 0.8, \alpha = 0.08, 0.1, 0.12]$, and $[\alpha = 0.1, \varepsilon = 0.7, 0.8, 0.9]$); (ii) Optimal degree of cooperation: AJ ($a = 700, c = 500, \gamma = 7, n = 6, \beta = 0.8, b = 0.6$); KMZ ($a = 700, c = 500, \gamma = 3, n = 6, \beta = 0.8, b = 0.3$); CE ($\alpha = [0.07, 0.1], \varepsilon = [0.7, 0.95], \sigma = \kappa = 1, n = 8, \beta = 0.8$).

λ is low (high) ($\partial \beta'_{CE} / \partial n > 0$ for $\lambda > \alpha / [\varepsilon(2\alpha + 1)]$). Note that β'_{CE} is increasing in λ (case b in Proposition 4). Thus, if $\beta < \beta'_{CE}(0)$, then $\lambda_{CS}^* = 0$. However, since $\beta'_{CE}(0)$ decreases with n , entry may facilitate that $\lambda_{CS}^* > 0$. On the other hand, if $1 \geq \beta > \beta'_{CE}(1)$, then $\lambda_{CS}^* = \lambda_{TS}^* = 1$, but as established in Proposition 5 (iii), in such a case a regular equilibrium does not exist.

To get some insights into the spillover thresholds and the socially optimal degree of cooperation, we conduct some numerical simulations.³⁰ Table 6 summarizes the results in terms of the fundamental variables: n , χ , δ and β .

Spillover Thresholds. In our numerical simulations we find that: (i) In the AJ and KMZ model specifications, $\bar{\beta}$ decreases with the number of firms n and the slope of demand and cost; $\bar{\beta}$ may take values above 1 for $n < 3$; (ii) In the constant elasticity model (CE), $\bar{\beta}$ decreases with n , the elasticity of the unit cost function, α , and the elasticity of demand ε^{-1} ; $\bar{\beta}$ may take values above 1 for $n \leq 3$.

Fig. 2a (respectively Fig. 2b) shows the value for $\bar{\beta}$ under the AJ (KMZ) model specifications as a function of the number of firms and for different values of γb . As the figure makes clear, $\bar{\beta}^{AJ}$ and $\bar{\beta}^{KMZ}$ decrease with n : when there are more firms in the market, there is more need to increase cooperation in order to internalize the additional externalities. We also have that $\bar{\beta}^{AJ}$ and $\bar{\beta}^{KMZ}$ decrease with γb , and that $\bar{\beta}^{AJ}$ may take values above 1 when $n < 3$, although this is not the case if γb is low enough. In particular, from Lemma 4 it is easy to conclude that under the AJ (respectively, KMZ) model specifications, in a duopoly $\bar{\beta} \leq 1$ when $\gamma b \leq 4$ ($\gamma b \leq 2$). That is, having $\bar{\beta}$ lower than 1, requires lower values of γb in the KMZ model than in the AJ model. Fig. 2a and 2b depict the threshold β' evaluated at the lowest value $b\gamma$ considered in

³⁰ Values for parameters are chosen so that the second-order conditions and the regularity condition are satisfied, and such that in equilibrium q , x , and π are non-negative.

each figure.

Threshold values $\bar{\beta}$, above which some cooperation is socially optimal

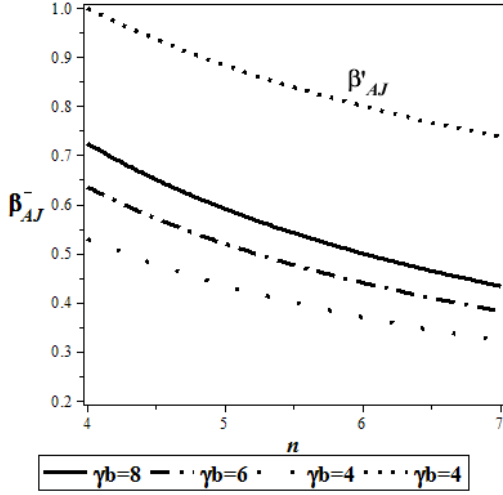


Fig. 2a. AJ model specification.

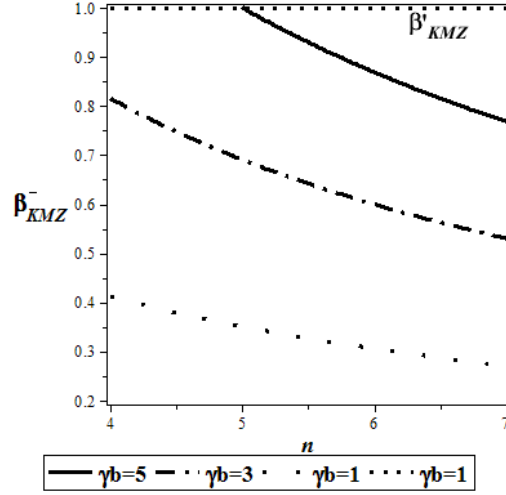


Fig. 2b. KMZ model specification.

Threshold values $\bar{\beta}$, above which some cooperation is socially optimal

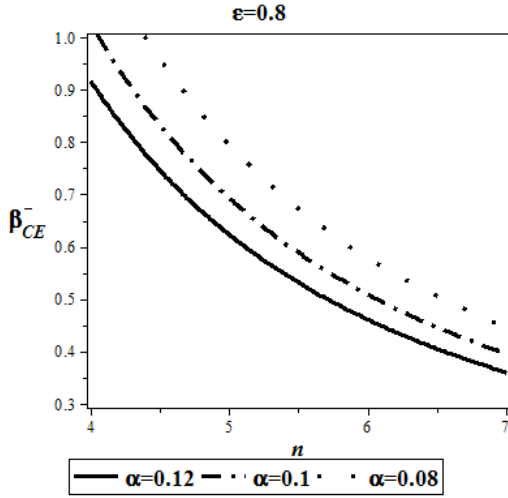


Figure 3a. Constant elasticity model.

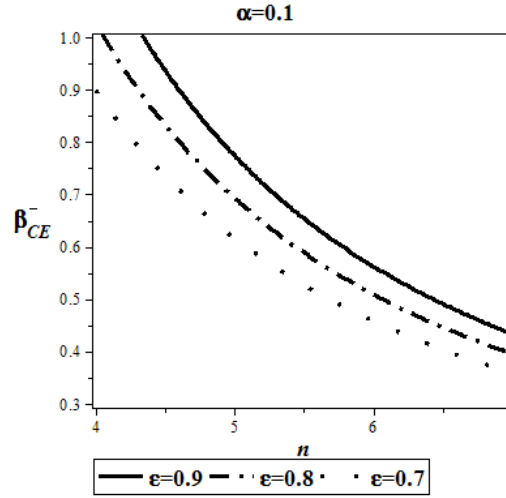


Figure 3b. Constant elasticity model.

Fig. 3a and Fig. 3b depict $\bar{\beta}^{CE}$ as a function of n and for different values for α and ϵ . In Appendix B, we shall examine the region for the values of α , ϵ and n such that feasible conditions for the existence of the equilibrium (provided in Proposition 8, Appendix B) are satisfied. A glance at these figures shows that $\bar{\beta}^{CE}$ decreases again with n (for given ϵ and α). In addition, Fig. 3a tells us that for given n and ϵ , $\bar{\beta}^{CE}$ decreases with the elasticity of the innovation function, α , whereas Fig. 3b shows that for given n and α , $\bar{\beta}^{CE}$ increases with ϵ , so it decreases with the elasticity of demand. We also have that for the (feasible) combination of

parameters (α, ε) considered here, $\bar{\beta}^{CE} \geq 1$ when there are two or three firms in the market. β'_{CE} takes value above one in Fig. 3a and 3b. For example, with $\varepsilon = 0.8$, $\alpha = 0.1$ and $\lambda = 0$, $\beta'_{CE} < 1$ only if $n \geq 10$.

Socially optimal degree of cooperation. In our numerical simulations we find that: (i) The socially optimal level of cooperation increases with the size of the spillovers and the number of firms; (ii) If the objective is to maximize consumer surplus then the scope for cooperation is much lower. Moreover, increasing the number of firms may not be sufficient for consumers to benefit from cooperation.

We compute the socially optimal degree of cooperation in terms of λ and $\text{MHHI} = \Lambda/n$. Note that for a given β , MHHI may not be a monotonic function of n . We first examine the constant elasticity model, and then turn to discuss numerical simulations under the AJ and KMZ model specifications.

Constant elasticity model. Figure 4a and 4b depict the socially optimal value of λ , denoted as λ^* , and MHHI , denoted as MHHI^* , in terms of total surplus and consumer surplus. When the number of firms is small (less than 4 in our example), it is never optimal to allow firms to cooperate (*RI*). As the spillover effects and the number of firms increase, λ_{TS}^* increases, but λ_{CS}^* is much flatter. This is *RII*, in which firms benefit and consumers suffer from a higher degree of cooperation because $\partial q^*/\partial \lambda < 0$ (and therefore in equilibrium more cooperation leads to higher prices). Nevertheless, the overall impact of λ on welfare is positive because the positive impact on x^* dominates the negative impact on q^* . Finally, we find that slightly raising λ may be optimal from the consumer's point of view when the number of firms in the market is sufficiently large (*RIII*).

Optimal degree of cooperation in terms of total surplus and consumer surplus

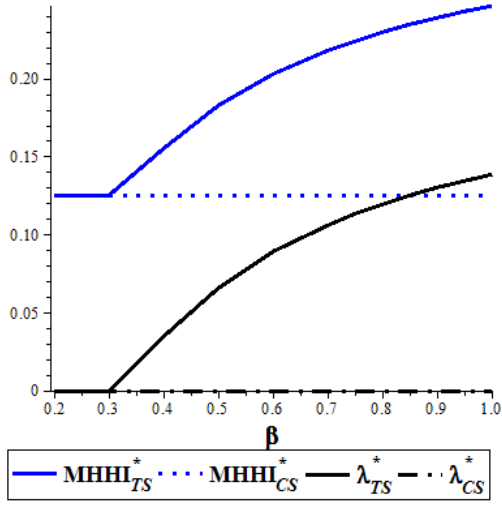


Figure 4a. Constant elasticity model.
(Numerical values: $\alpha = 0.1$, $\varepsilon = 0.8$,
 $\sigma = \kappa = 1$, $n = 8$.)

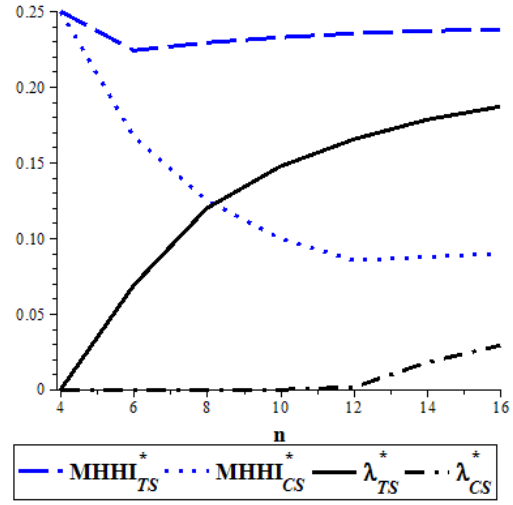


Figure 4b. Constant elasticity model.
(Numerical values: $\alpha = 0.1$, $\varepsilon = 0.8$,
 $\sigma = \kappa = 1$, $\beta = 0.8$.)

Optimal degree of cooperation in terms of total surplus and consumer surplus

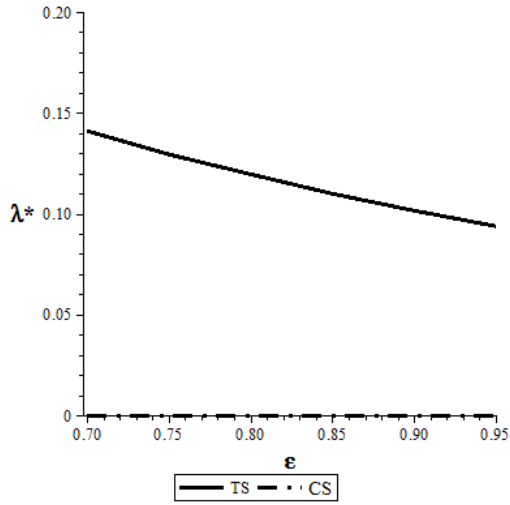


Figure 5a. Constant elasticity model.
(Numerical values: $\alpha = 0.1$, $\sigma = \kappa = 1$,
 $n = 8$, $\beta = 0.8$.)

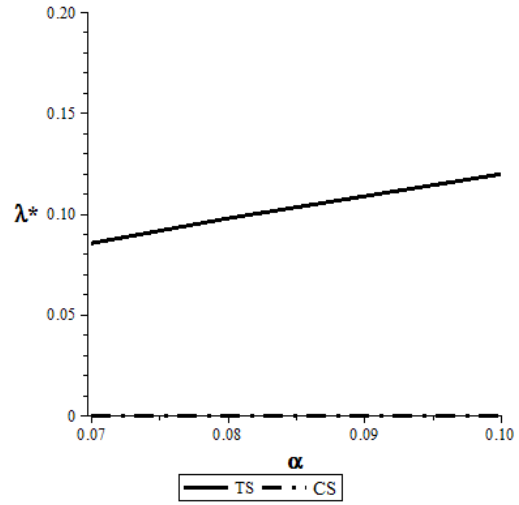


Figure 5b. Constant elasticity model.
(Numerical values: $\varepsilon = 0.8$, $\sigma = \kappa = 1$,
 $n = 8$, $\beta = 0.8$.)

Fig. 5a and 5b show that the greater is the elasticity of demand, ε^{-1} , or the elasticity of the innovation function, α , the greater should be the degree of cooperation if the social planner seeks to maximize total surplus; however, if the objective is to maximize consumer surplus, then for the same parameter range, $\lambda_{CS}^* = 0$.

AJ model. Fig. 6a shows that consumer surplus and total surplus are maximized with full cooperation when spillovers are sufficiently large. This result illustrates our previous points. We have shown that under the AJ model specification both $\partial x^*/\partial \lambda$ and $\partial q^*/\partial \lambda$ can be positive in the feasible region of parameters if β is large enough (*RIII*). In this case, increasing λ boosts R&D investment, which in turn stimulates further output (and therefore lowers price in equilibrium). As a result, both consumers and firms may benefit from a higher degree of cooperation. Fig. 6b shows that λ_{TS}^* also increases with the number of firms, although λ_{CS}^* is much flatter: only if the number of firms is large enough (in our example – where $\beta = 0.8$ – we need more than 6 firms), it is socially optimal (in terms of total surplus and consumer surplus) to allow firms to fully cooperate. Therefore, increasing β and n raises λ_{TS}^* , but $\lambda_{CS}^* = 0$ unless $\beta > 0.8$ or $n \geq 7$. Finally, we can also explore the socially optimal degree of cooperation as a function of γ . Numerical results show that λ_{TS}^* decreases with, and λ_{CS}^* is neutral to, the value of γ .

Optimal degree of cooperation in terms of total surplus and consumer surplus

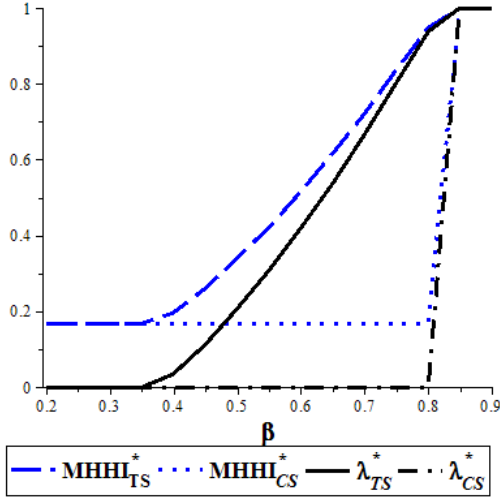


Fig 6a. AJ model specification.

(Numerical values: $a = 700$, $c = 500$,
 $\gamma = 7$, $n = 6$ and $b = 0.6$.)

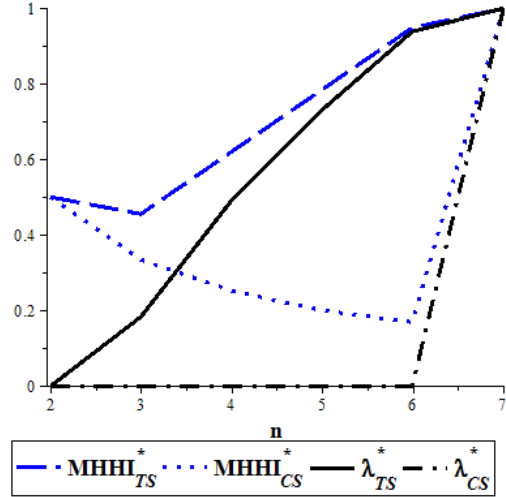


Fig. 6b. AJ model specification.

(Numerical values: $a = 700$, $c = 500$,
 $\gamma = 7$, $\beta = 0.8$, $b = 0.6$.)

KMZ model. Fig. 7a depicts the socially optimal degree of cooperation for different values of β with $\gamma b = 0.9$, so full cooperation is socially optimal when $\beta > \beta'_{KMZ} = 0.9$ (see Proposition 5). Considering values of γb above 1, we find that λ_{TS}^* still increases with β , however, as expected, $\lambda_{CS}^* = 0$ even if $\beta = 1$. Fig. 7b considers different number of firms with $\beta = 0.8$. In terms of total surplus, λ^* is above 0.8 when there are four or more firms in the market. As we discussed above, in KMZ increasing the number of firms does not alter the $sign\{\partial q^*/\partial \lambda\}$,

and therefore has no impact on the $sign\{CS'(\lambda)\}$. Therefore, in this case consumer surplus is constantly decreasing with the degree of cooperation.

Optimal degree of cooperation in terms of total surplus and consumer surplus

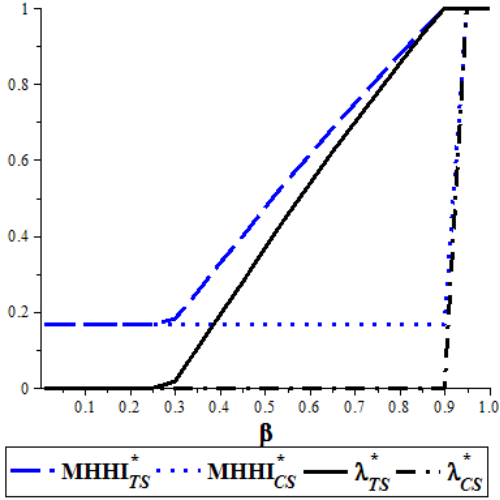


Fig 7a. KMZ model specification.
(Numerical values: $a = 700$, $c = 500$,
 $\gamma = 3$, $n = 6$ and $b = 0.3$.)

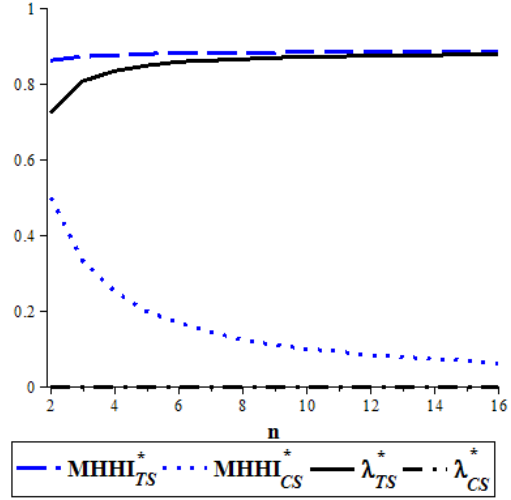


Fig. 7b. KMZ model specification.
(Numerical values: $a = 700$, $c = 500$,
 $\gamma = 3$, $\beta = 0.8$, $b = 0.3$.)

4 The two-stage model

In this section we consider two stages. In the first stage, every firm i commits to invest an amount x_i in R&D. In the second stage, and for given R&D expenditures, firms compete in the product market. We will solve for the subgame-perfect equilibrium of the model with λ -degree of cooperation in the two stages.

Let $\mathbf{x} = [x_1, x_2, \dots, x_n]$ and $\mathbf{q} = [q_1, q_2, \dots, q_n]$ be the first-stage R&D and second-stage output profiles. The concavity of ϕ^i with respect to q_i ($\alpha_q < 0$) at a symmetric equilibrium is guaranteed by the condition: $\delta > -2n/\Lambda$. Note that for $\lambda = 1$ the condition reduces to $\delta > -2$ (or $-\delta < 2$ – i.e., the convexity of inverse demand must not be too high), which in turn implies that marginal revenue is strictly decreasing in output. Let $q_i^*(\mathbf{x})$ denote the firm- i output equilibrium value of the second-stage game associated to the R&D profile \mathbf{x} , then for all i :

$$\frac{\partial}{\partial q_i} \phi_i(\mathbf{q}^*(\mathbf{x}), \mathbf{x}, \lambda) = 0. \quad (13)$$

In the first-stage, the first-order necessary conditions are (for $i \neq j$ and $i, j = 1, 2, \dots, n$)

$$\frac{\partial}{\partial x_i} \phi_i(\mathbf{q}^*(\mathbf{x}), \mathbf{x}, \lambda) + \sum_{j \neq i} \frac{\partial}{\partial q_j} \phi_i(\mathbf{q}^*(\mathbf{x}), \mathbf{x}, \lambda) \frac{\partial}{\partial x_i} q_j^*(\mathbf{x}) = 0. \quad (14)$$

The equilibrium R&D profile \mathbf{x}^* is characterized by the system of equations (13)-(14) (provided second-order conditions hold). Let $\mathbf{q}^* = \mathbf{q}^*(\mathbf{x}^*)$, then $\{\mathbf{x}^*, \mathbf{q}^*\}$ is the subgame-perfect equilibrium of the two-stage game. The second term of equation (14) is the strategic effect of investment on profits. Building on Suzumura (1992) and Leahy and Neary (1997), it can be shown that the term $\partial q_j^*/\partial x_i$ evaluated at a symmetric equilibrium, where $q_i^* = q^*$ and $x_i^* = x^*$ for all i , is given by

$$\frac{\partial q_j^*}{\partial x_i} = -c'(Bx^*) \frac{\alpha_q}{(\alpha_q - \rho_q)(\alpha_q + (n-1)\rho_q)} (\tilde{\beta}(\lambda) - \beta), \quad (15)$$

with $\tilde{\beta}(\lambda) = \rho_q/\alpha_q < 1$ for $\lambda < 1$.³¹ Therefore, only if production decisions are strategic substitutes ($\rho_q < 0$), we have that $\tilde{\beta}(\lambda) > 0$. Using Assumption A.1., it is easy to reduce the above expression to the following (for $\lambda < 1$):

$$\frac{\partial q_j^*}{\partial x_i} = \frac{-c'(Bx^*)}{f'(Q^*)} \left(\frac{1}{n(1-\lambda)} \right) \left(\frac{2n + \Lambda\delta}{n + \Lambda(\delta + 1)} \right) (\tilde{\beta}(\lambda) - \beta),$$

where

$$\tilde{\beta}(\lambda) = \frac{n(1+\lambda) + \Lambda\delta}{2n + \Lambda\delta} = \frac{1 + \lambda + \delta\text{MHHI}}{2 + \delta\text{MHHI}}.$$

Evaluating $\partial \phi_i/\partial q_j$ at the symmetric equilibrium we can rewrite the strategic effect of investment as follows:

$$\psi \equiv \frac{\partial \phi_i}{\partial q_j} \left(\frac{\partial q_j^*}{\partial x_i} \right) = (-c'(Bx^*)) q^* \omega(\lambda) (\tilde{\beta}(\lambda) - \beta) \quad (16)$$

with³²

$$\omega(\lambda) = \frac{\Lambda}{n} \left(\frac{2n + \Lambda\delta}{n + \Lambda(1 + \delta)} \right) > 0.$$

By equation (16), we may write the first-order necessary condition (14) in the following manner (for $\lambda \in [0, 1)$)

$$-c'(Bx^*) \left[\tau + (n-1)\omega(\lambda)(\tilde{\beta}(\lambda) - \beta) \right] (Q^*/n) - \Gamma'(x^*) = 0. \quad (17)$$

When second-stage production decisions are strategic substitutes, we have that $\partial q_i^*/\partial x_i > 0$.

³¹Since $\alpha_q - \rho_q = f'(Q^*)(1-\lambda) < 0$ for $\lambda < 1$.

³²The second-order condition, $\alpha_q < 0$, requires that $2n + \Lambda\delta > 0$, and the stability condition, $\alpha_q + (n-1)\rho_q < 0$, requires that $n + \Lambda(1 + \delta) > 0$. Therefore, $\omega(\lambda) > 0$.

Thus, if a firm increases its investment in R&D in the first stage, then it will increase its output in the second stage. On the other hand, from equation (15) we have that $sign\{\partial q_j^*/\partial x_i\} = sign\{\beta - \tilde{\beta}(\lambda)\}$, then it is clear that $\partial q_j^*/\partial x_i > 0$ when quantities are strategic complements; in the case of strategic substitutes, however, $\partial q_j^*/\partial x_i > 0$ only if $\beta > \tilde{\beta}(\lambda)$. Intuitively, when a firm increases the amount invested in R&D, it exerts two opposite effects on the output decision of rival firms. There is a positive effect on the output of rival firms because they become more efficient thanks to the presence of spillovers. And at the same time there exists a negative effect because the natural reaction of firms to the higher quantity of firm i is to reduce their output. When spillover effects are strong such that $\beta > \tilde{\beta}(\lambda)$, the positive effect outweighs the negative effect implying that $\partial q_j^*/\partial x_i > 0$. These two effects are standard in the R&D literature, but we can also conduct comparative statics on the threshold value $\tilde{\beta}(\lambda)$, which is crucial in determining the sign of the strategic effect (ψ). Assumption A.1. facilitates this task because under this assumption $\tilde{\beta}$ takes a simple form. In particular, from the expression of $\tilde{\beta}$ it is straightforward to show that

PROPOSITION 6 *The threshold $\tilde{\beta}$ decreases (respectively increases) with the number of firms if demand is concave (convex), increases with the degree of cooperation if $\delta > -2$ (i.e., $\partial\tilde{\beta}/\partial\lambda > 0$ if $\delta > -2$)³³, and decreases with the curvature of the inverse demand function $-\delta$ (i.e., $\partial\tilde{\beta}/\partial\delta > 0$).*

Proposition 6 reveals that the impact of the number of firms on the threshold, $\tilde{\beta}$, depends on the shape of the demand, and that $\tilde{\beta}$ increases with the degree of cooperation and decreases with the curvature of the inverse demand function.

Since $\partial\phi_i/\partial q_j < 0$, the sign of the strategic effect is the opposite to the sign of $\partial q_j^*/\partial x_i$, i.e.,

$$sign\{\psi\} = -sign\{\partial q_j^*/\partial x_i\} = sign\{\tilde{\beta}(\lambda) - \beta\}.$$

Therefore, the strategic effect is positive if production decisions are substitutes and β is below the threshold $\tilde{\beta}(< 1)$. Then, as shown in Leahy and Neary (1997, Proposition 1) in the case of $\lambda = 0$, equations (13)-(17) imply that output and R&D are higher in the two-stage model than in the static model.³⁴ Intuitively, if $\beta < \tilde{\beta}$, then each firm anticipates that a higher investment in R&D in the first stage will reduce the output of rival firms in the second stage. This implies that $\psi \equiv (\partial\phi_i/\partial q_j) \left(\partial q_j^*/\partial x_i \right) > 0$, each firm is then lead to invest more in R&D

³³Note that the second-order condition with respect to q , requires that $\delta > -2$ when $\lambda = 1$.

³⁴The result requires uniqueness and that the profit function in the two models satisfy the Seade stability condition with respect to R&D: the marginal profit of each firm with respect to R&D must be decreasing in a uniform increase in R&D by all firms.

in the first stage, which in turn boosts output in the second stage ($\partial q_i^*/\partial x_i > 0$). The result that output and R&D are higher in the two-stage model than in the static model is no longer true if quantities are strategic complements or strategic substitutes with $\beta > \tilde{\beta}$.

Next we analyze how the degree of cooperation affects equilibrium decisions of output and R&D. Let $\psi_z \equiv \partial\psi/\partial z$ with $z = q, x, \lambda$. Then, if the regularity condition

$$\tilde{\Delta}(Q^*, x^*) = \Delta_q (\Delta_x + \psi_x(n-1)) - \varphi_{xq} (\varphi_{xq}\tau + \psi_q(n-1)) B > 0 \quad (18)$$

holds, we may state:

LEMMA 5 *In the two-stage model:*

(i) *If $\partial x^*/\partial\lambda \leq 0$, then $\partial q^*/\partial\lambda < 0$.*

(ii) *The $\text{sign}\{\partial x^*/\partial\lambda\}$ is given by*

$$\begin{aligned} \text{sign}\left\{\frac{\partial x^*}{\partial\lambda}\right\} &= \text{sign}\{\beta [(1 - \omega'(\lambda))P'(c)^{-1}n + (n-1)(\omega(\lambda) - \lambda)] \\ &\quad + (\omega'(\lambda)\tilde{\beta}(\lambda) + \omega(\lambda)(d\tilde{\beta}/d\lambda))P'(c)^{-1}n - 1 - (n-1)\omega(\lambda)\tilde{\beta}(\lambda)\}. \end{aligned} \quad (19)$$

(iii) *The $\text{sign}\{\partial q^*/\partial\lambda\}$ is given by*

$$\text{sign}\left\{\frac{\partial q^*}{\partial\lambda}\right\} = \text{sign}\left\{[1 - \omega'(\lambda) + (\omega'(\lambda)\tilde{\beta}(\lambda) + \omega(\lambda)(d\tilde{\beta}/d\lambda))/\beta]B - H(\beta)\right\}. \quad (20)$$

Proof. See Appendix D. ■

Therefore, again we have that allowing for some cooperation will increase output only if it also boosts R&D. In particular, from (19), $\partial x^*/\partial\lambda > 0$ if and only if

$$\beta > \underline{\beta}^{2S} \equiv \frac{1 - (\omega'(\lambda)\tilde{\beta}(\lambda) + \omega(\lambda)\tilde{\beta}'(\lambda))P'(c)^{-1}n + \omega(\lambda)(n-1)\tilde{\beta}(\lambda)}{(1+n+\Lambda\delta) + (n-1)\omega(\lambda) - P'(c)^{-1}n\omega'(\lambda)}.$$

We may now derive the threshold values of spillover that determine the sign of the impact of λ on the R&D and output in equilibrium. *RI* (where $\partial x^*/\partial\lambda \leq 0$ and $\partial q^*/\partial\lambda < 0$) takes place when $\beta \leq \underline{\beta}^{2S}$. Assuming that $\beta = \beta^{2S'}$ is the unique positive solution to the equation $[(1 - \omega') + (\omega'\tilde{\beta} + \omega\tilde{\beta}')/\beta]B - H(\beta) = 0$ with $\partial q^*/\partial\lambda < 0$ for $\beta \in [0, \beta^{2S'}]$ and $\partial q^*/\partial\lambda > 0$ for $\beta \in (\beta^{2S'}, 1]$,³⁵ we have that *RII* (where $\partial q^*/\partial\lambda \leq 0$ and $\partial x^*/\partial\lambda > 0$) occurs when $\underline{\beta}^{2S} < \beta \leq \beta^{2S'}$, and *RIII* (where $\partial q^*/\partial\lambda > 0$ and $\partial x^*/\partial\lambda > 0$) occurs when $\beta > \beta^{2S'}$. (These results extend Proposition 1 to a model with two stages.)

A direct application of (19) and (20) allows us to derive the threshold values for each of

³⁵Below simulations show that this is the case in AJ and KMZ.

the model specifications considered in the present paper. Appendix D contains for each particular specification the expressions for $\text{sign}\{\partial x^*/\partial\lambda\}$, $\text{sign}\{\partial q^*/\partial\lambda\}$, and equilibrium values q^*, x^* , from which one can get the aforementioned threshold values and therefore obtain results analogous to Table 5.

The results obtained compare with those of Leahy and Neary (1997, Proposition 3). They show that when cooperation does not extend to output it leads to less output and R&D unless spillovers are sufficiently high in which case firms increase output and R&D. These two opposite results correspond, respectively, to regions *RI* and *RIII*. In addition, we identify region *RII* ($\underline{\beta}^{2S} < \beta \leq \beta^{2S'}$), where cooperation leads to less output and more R&D. Another difference is that in their model the spillover threshold above which cooperation leads to more output and R&D lies strictly between zero and one. In contrast, here as in the static case there is no guarantee that *RIII* exists, i.e., $\beta^{2S'}$ may lie above 1.

PROPOSITION 7 *Under assumptions A.1.-A.4, in the two-stage model: (i) Total surplus is maximized with $\lambda^* = 0$ when $\beta \leq \inf\{\underline{\beta}^{2S} : \lambda \in [0, 1]\}$. However, there exists a sufficiently large spillover value for which some cooperation is socially optimal ($\lambda^* > 0$) if for $\beta = 1$*

$$(1 + s'(0))n + (1 - s(0))(n - 1)((1 + s'(0))(1 + \delta + n) - (1 + (n - 1)s(0)) - H(1)) > 0,^{36} \quad (21)$$

where

$$s(\lambda) = \omega(\lambda) (\tilde{\beta}(\lambda) - \beta).$$

Proof. See Appendix A. ■

For sufficiently low spillovers, namely when $\beta \leq \underline{\beta}^{2S}$ for all λ , we have that $\partial x^*/\partial\lambda \leq 0$ and therefore $\partial q^*/\partial\lambda < 0$, so from the welfare point of view no cooperation is optimal. Conversely, proof of Proposition 7 in Appendix D also shows that $W'(0)|_{\beta=1} > 0$ when condition (21) holds, in which case there exists a sufficiently large spillover value for which some degree of cooperation is socially optimal.³⁷ In particular, for the model specifications considered in this paper and from condition $W'(0) > 0$ we can obtain the threshold value $\bar{\beta}^{2S}$ above which $\lambda_{TS}^* > 0$.³⁸ Fig. 8a and 8b depict, respectively, the threshold $\bar{\beta}^{2S}$ under AJ and KMZ model specifications. Fig. 8b reveals that in KMZ, $\bar{\beta}^{2S}$ tends to be above 1 if we consider the same values as in AJ. In particular, only if $b\gamma$ is low enough, we have that $\bar{\beta}^{2S} < 1$ (this result is in line with the static

³⁶The explicit expressions of $s(0)$ and $s'(0)$ can be found in Appendix D.

³⁷Condition (21) involves condition (12): both are identical when $s = 0$. The reason is that the first-order condition with respect to R&D of the two-stage model (given by equation (17)) involves the corresponding first-order condition of the simultaneous model (given by equation(3)). That is, from the former we can obtain the latter by setting $s = 0$. (The first-order necessary condition with respect to output is the same in the simultaneous and two-stage model.)

³⁸The expression of $W'(\lambda)$ in the two-stage model is provided in the proof of Proposition 7 (Appendix D).

case). Also, we observe that under the AJ and KMZ model specifications, $\bar{\beta}^{2S}$ decreases with the number of firms and increases with γb . Figures 9a (respectively 9b) depict the threshold $\bar{\beta}^{2S}$ for the CE model specification and for a given ε (α) and different values of n and α (ε). As in the static case: the threshold value decreases with n , the elasticity of the innovation function, α , and the elasticity of demand ε^{-1} .

Threshold values $\bar{\beta}$, above which some cooperation is socially optimal

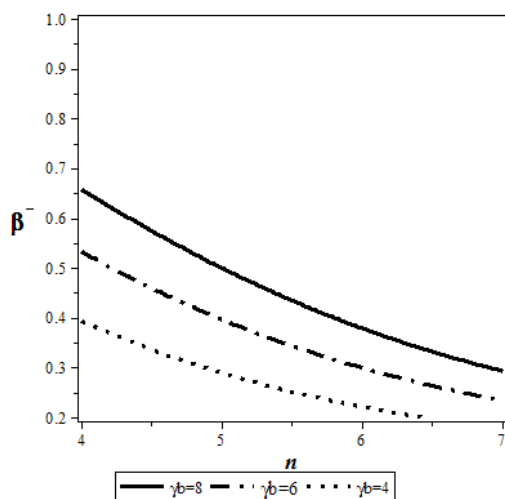


Fig. 8a. AJ model specification.

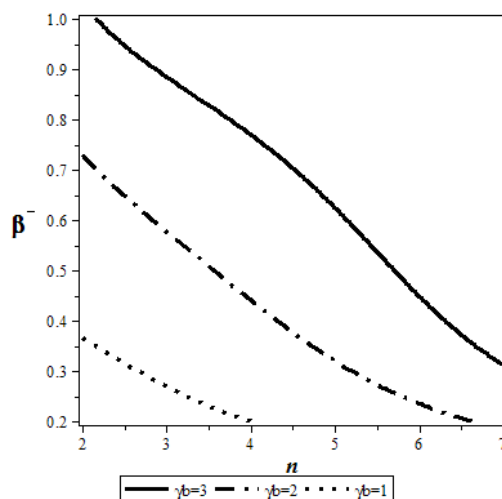


Fig. 8b. KMZ model specification.

Threshold values $\bar{\beta}$, above which some cooperation is socially optimal

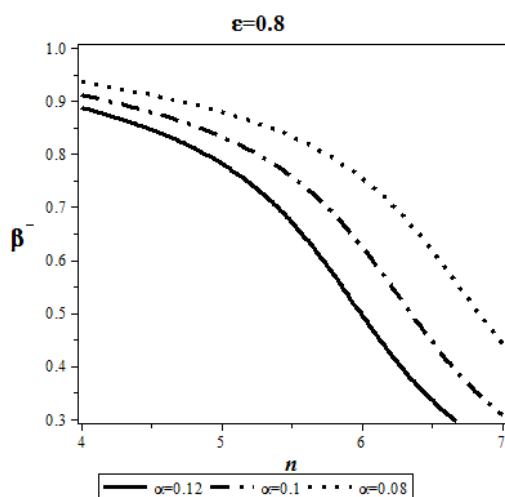


Fig. 9a. Constant elasticity model.

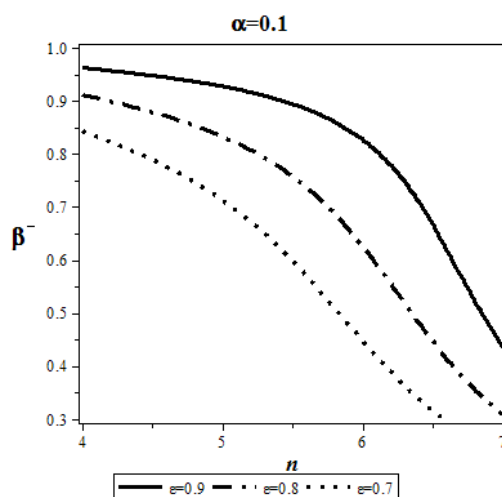


Fig. 9b. Constant elasticity model.

Figure 10a and 10b depict the socially optimal degree of cooperation (λ^*) in terms of total surplus and consumer surplus for the constant elasticity model. As in the static case we observe that when the number of firms is less than 4 we are in *RI*, implying that no cooperation is

socially optimal. However, as the number of firms and the intensity of spillover effects increase, the socially optimal degree of cooperation (in terms of total surplus) increases (and faster than it does in the static model). Results with respect to α and ε^{-1} are similar to those of the static model, but in contrast to the static model, λ_{CS}^* may be positive if spillovers are sufficiently large, and it is neutral with respect to the number of firms.

Optimal degree of cooperation in terms of total surplus and consumer surplus

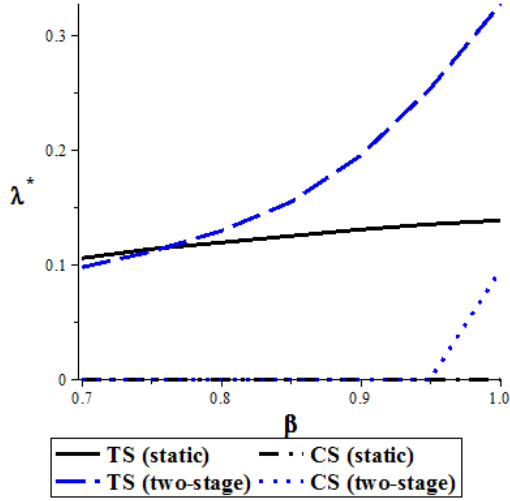


Fig. 10a. Constant elasticity model.
(Numerical values: $\alpha = 0.1$, $\varepsilon = 0.8$,
 $\sigma = \kappa = 1$, $n = 8$.)

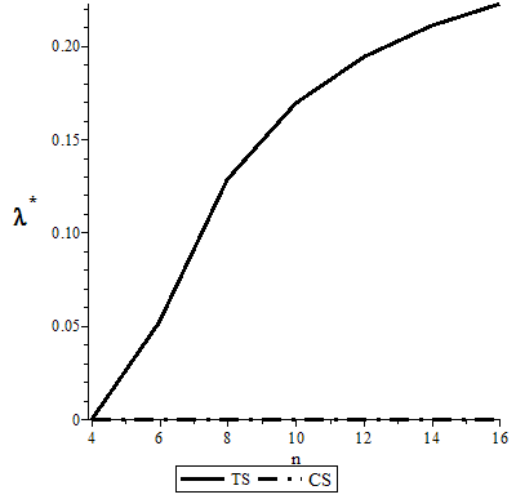


Fig. 10b. Constant elasticity model.
(Numerical values: $\alpha = 0.1$, $\varepsilon = 0.8$,
 $\sigma = \kappa = 1$, $\beta = 0.8$.)

Figure 11a and 11b depict the socially optimal degrees of cooperation under the AJ model specification. As in the static model, the impact of λ on total surplus and consumer surplus can be positive if spillovers are sufficiently high as to enter in *RIII*. In particular, when $\beta > 0.8$ the planner will allow full cooperation. Additionally, we find that in the two-stage model the size of spillovers or the number of firms above which we are in *RIII* is lower than in the static model. In this sense, Fig. 11a reveals that in contrast to the static model, the threshold value above which full cooperation is optimal for consumers is lower than the threshold value above which it is optimal in terms of total surplus perspective. In particular, $\lambda_{CS}^* > \lambda_{TS}^*$ for intermediate values of spillover: when β takes values larger than 0.6, consumer surplus, which is strictly convex with respect to λ , is maximized with full cooperation but total surplus is not. Intuitively, total surplus is not maximized with full cooperation because it implies too much production, which goes at the expense of firms' profit since they are not sufficiently efficient. Only when spillover is large enough ($\beta > 0.75$), firms are efficient enough to benefit from higher production quantities. Finally, under the KMZ model specification the optimal degree of cooperation in terms of total surplus is also increasing in β . As for consumer surplus, spillover effects tend

to have no impact on the optimal degree of cooperation unless γb is sufficiently small (close to 1), as we assume in Fig. 12a, in which case full cooperation may be optimal with respect to CS and TS as it occurs in the static case. Since for $\beta = 0.8$ and $\gamma b = 0.9$, $\lambda_{TS}^* = \lambda_{CS}^* = 1$, in Fig. 12b we assume that $\gamma b = 1.4$ and observe that entry raises λ_{TS}^* . The pattern of results in the comparative statics analysis is the same as the one found in the one-stage game (see Table 6) with the only exception that γ seems to have no impact on λ_{CS}^* under the AJ model specification, and that for $\gamma b \in (1, 1.3)$, entry could slightly reduce λ_{TS}^* in KMZ. Figure 10a, 11a and 12a show that the socially optimal degree of cooperation in the two-stage model tends to be above the socially optimal degree of cooperation in the static model. This result indicates that toughness of antitrust policy (in terms of limiting cross-ownership or degree of collusion) should be moderated in the two-stage model when spillovers are high.

Optimal degree of cooperation in terms of total surplus and consumer surplus

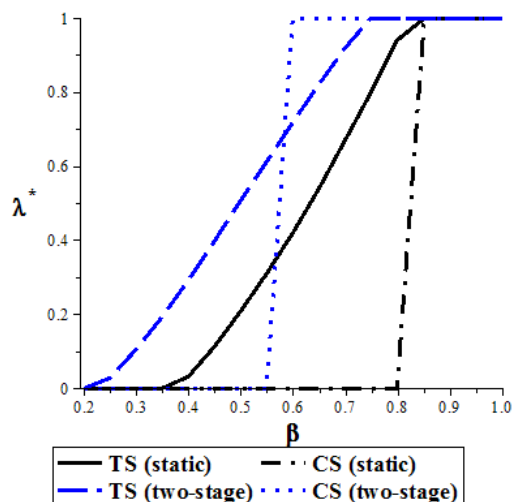


Fig 11a. AJ model specification.

(Numerical values: $a = 700$, $c = 500$,

$\gamma = 7$, $n = 6$ and $b = 0.6$.)

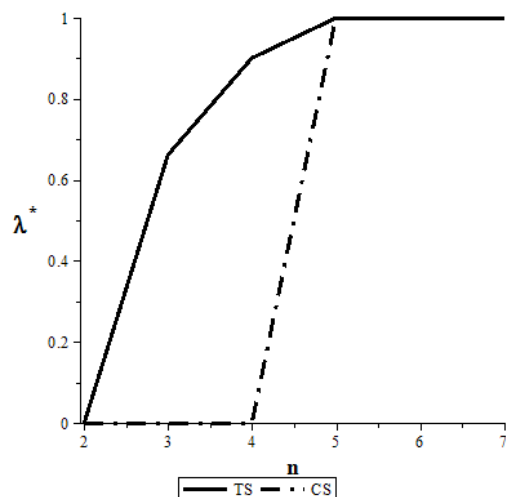


Fig. 11b. AJ model specification.

(Numerical values: $a = 700$, $c = 500$,

$\gamma = 0.7$, $\beta = 0.8$ and $b = 0.6$.)

Optimal degree of cooperation in terms of total surplus and consumer surplus

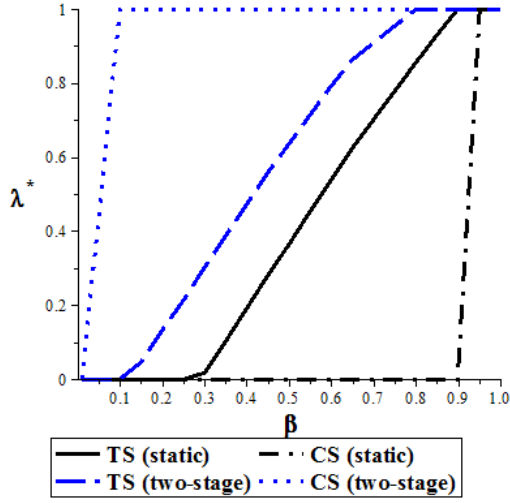


Fig. 12a. KMZ model specification.
(Numerical values: $a = 700$, $c = 500$,
 $\gamma = 3$, $n = 6$ and $b = 0.3$.)

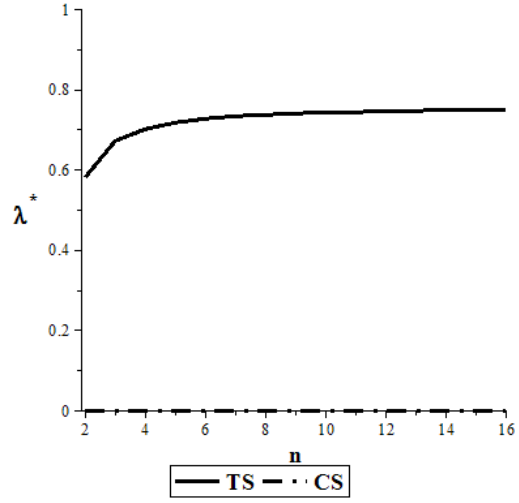


Fig. 12b. KMZ model specification.
(Numerical values: $a = 700$, $c = 500$,
 $\gamma = 4$, $\beta = 0.8$ and $b = 0.4$.)

Remark. In the two-stage model under the AJ specification it is possible that the optimal degree of cooperation with respect to CS is higher than with respect to TS (as shown in Fig. 11a for intermediate values of spillover). The reason is that in the two-stage model and for intermediate values of spillover, $\partial q^*/\partial \lambda$ becomes strictly convex with respect to λ and has a critical point for some $\lambda \in (0, 1)$.³⁹ Then, consumer surplus is also strictly convex with respect to λ , and allowing full cooperation may well be optimal for consumers. However, for the same intermediate values of spillover, total surplus is concave with critical value for some intermediate degree of cooperation (where $\partial q^*/\partial \lambda < 0$).⁴⁰ In the static model and under the AJ model specification, if β is lower (respectively, higher) than β' , then $\partial q^*/\partial \lambda$ is always decreasing (increasing) with λ , i.e., $\partial^2 q^*/(\partial \lambda)^2$ is negative (positive) for any feasible λ . Then, when $\beta < \beta'$, no cooperation is optimal for consumers, while in terms of total surplus some degree of cooperation may be optimal. Instead, when $\beta > \beta'$, full cooperation is optimal for consumers and also for total surplus (case ‘c’ of Proposition 4). Under the KMZ model specification, case ‘c’ of Proposition 4 also holds, thus as in AJ, whenever full cooperation is optimal for consumers, it is also optimal for total surplus.

³⁹In particular, simulation results show that $\partial q^*/\partial \lambda < 0$ for all λ when $\beta < 0.5$. But, when $\beta \geq 0.5$, q^* is convex with respect to λ : it is decreasing (respectively increasing) when λ is low (high).

⁴⁰From equation (11), we have that $W'(\lambda) = 0$ for any $\lambda \in (0, 1)$ with $\partial x^*/\partial \lambda > 0$ only if $\partial q^*/\partial \lambda < 0$.

5 Concluding remarks

We consider a general oligopoly Cournot model of process (cost-reducing) R&D investments with spillovers in which cooperation in R&D and output cannot be disentangled (and collusion may be imperfect) because of financial interests or because cooperation in R&D extends to cooperation in product market.

We show that, independently of the intensity of the R&D spillover effects, firms always have incentives to increase the degree of cooperation in the industry. The socially optimal degree of cooperation, however, depends on the number of firms, the elasticity of demand and innovation function, and the spillover levels. In particular, we derive and characterize the threshold value below which a social welfare maximizer planner will choose no cooperation at all, and the threshold value above which some degree of cooperation is socially optimal. We also obtain the threshold value above which consumers benefit from cooperation. Regarding total surplus, simultaneous cooperation in R&D and output can be optimal when spillovers are large enough (and the scope is larger the more firms there are in the market). However, if the objective is to maximize consumer surplus, then the scope for cooperation is greatly reduced, and entry moreover need not induce more cooperation optimally.

We interpret the toughness of antitrust policy as limiting cooperation: cross-shareholdings or an increased degree of activism of competition policy when cooperation in R&D and output go together. The competition-reducing effect of silent financial interests gives support to policy intervention. However, passive investments may be welfare enhancing, and even increase consumer surplus, when the industry exhibits sufficiently large R&D spillovers. In the extreme, to form an RJV and cooperate fully may be socially optimal under some parametric assumptions. Competition authorities put increasing weight on consumer surplus and at the same time allow more cooperative R&D. Unless R&D spillovers are sufficiently large, this practice would be contradictory according to our results as long as R&D cooperation leads to the same degree of cooperation in output levels. Our results also indicate that the toughness of antitrust policy should decrease with the number of firms, the elasticity of demand and innovation function, and the intensity of spillover effects as long as we consider the total surplus standard.

We extend the simultaneous action (static) model to a strategic commitment (two-stage) model of R&D and find that our results are robust to this extension. It turns out that firms invest in R&D and produce less than in the static case when spillovers are above a given threshold so that the strategic effect becomes negative. In this case, the social gains from a higher degree of cooperation that induces firms to invest and produce towards the socially optimal levels are even higher. We also characterize how the number of firms, the degree of cooperation and the

curvature of the inverse demand function affect such gains. Finally, numerical simulations show that the toughness of antitrust policy should be moderated in the two-stage model as compared to that of the static model when spillovers are high.

6 Appendix

6.1 Appendix A

Proof of Lemma 3. From Lemma 1 we have that if $\delta \leq -(1+n)/\Lambda$, so $n+1+\delta\Lambda < 0$, then $dx^*/d\lambda \leq 0$, which, using equation (8), in turn implies that $dq^*/d\lambda < 0$: for all β only *RI* exists; (ii) if $\delta > -(n+1)/\Lambda$, then in addition to *RI*, *RII* exists only if $\delta > -n/\Lambda$ also holds. The reason is that when $1+n+\delta\Lambda > 0$ holds, from Lemma 1 we have that $\partial x^*/\partial\lambda > 0$ only if $\beta > 1/(1+n+\delta\Lambda)$. However, $1/(1+n+\delta\Lambda) < 1$ only if $\delta > -n/\Lambda$, in which case there exists some region of feasible spillover values for which $\partial x^*/\partial\lambda > 0$. Note that for a given n , the condition $\delta > -n/\Lambda$ is stricter than the condition $\delta > -(n+1)/\Lambda$. Furthermore, the stability condition $\Delta_q < 0$, which requires that $\delta > -(n+\Lambda)/\Lambda$, is stricter than (respectively equal to) the second-order condition $\alpha_q < 0$, which requires that $\delta > -2n/\Lambda$, for $\lambda \in [0, 1)$ (respectively $\lambda = 1$). Thus, for $-(n+\Lambda)/\Lambda \leq \delta \leq -n/\Lambda$ only *RI* exists, while for $\delta > -n/\Lambda$ *RI* and *RII* exist. Finally, *RIII* will only exist if $\beta' < 1$. The condition $n - H(1) > 0$ guarantees that $\beta' < 1$: $H(\beta) \geq 0$ with $H(0) = \infty$ (when $c'' > 0$ and/or $\Gamma'' > 0$), moreover A.4. implies that $\partial(H(\beta) - B)/\partial\beta < 0$, thus $\exists\beta' \in (0, 1)$ if $(B - H(\beta))|_{\beta=1} > 0$, i.e., if $n - H(1) > 0$.

Proof of Proposition 2. Profit per firm as a function of λ at equilibrium is given by

$$\pi^*(\lambda) = [f(Q^*) - c(Bx^*)]q^* - \Gamma(x^*).$$

By differentiating π^* with respect to λ , we obtain

$$\pi^{*\prime}(\lambda) = f'(Q^*)n\frac{\partial q^*}{\partial\lambda}q^* - c'(Bx^*)B\frac{\partial x^*}{\partial\lambda}q^* + [f(Q^*) - c(Bx^*)]\frac{\partial q^*}{\partial\lambda} - \Gamma'(x^*)\frac{\partial x^*}{\partial\lambda}.$$

Using that in equilibrium $f(Q^*) - c(Bx^*) = -f'(Q^*)\Lambda q^*$ and $\Gamma'(x^*) = -c'(Bx^*)q^*\tau$, we can rewrite the above expression as

$$\begin{aligned} \pi^{*\prime}(\lambda) &= f'(Q^*)n\frac{\partial q^*}{\partial\lambda}q^* - c'(Bx^*)B\frac{\partial x^*}{\partial\lambda}q^* - f'(Q^*)\Lambda q^*\frac{\partial q^*}{\partial\lambda} + c'(Bx^*)q^*\tau\frac{\partial x^*}{\partial\lambda} \\ &= f'(Q^*)(n - \Lambda)q^*\frac{\partial q^*}{\partial\lambda} + c'(Bx^*)(\tau - B)q^*\frac{\partial x^*}{\partial\lambda} \\ &= f'(Q^*)(n - 1)(1 - \lambda)q^*\frac{\partial q^*}{\partial\lambda} - c'(Bx^*)\beta(n - 1)(1 - \lambda)q^*\frac{\partial x^*}{\partial\lambda}, \end{aligned}$$

or

$$\pi^{*'}(\lambda) = (n-1)(1-\lambda)q^*[f'(Q^*)\frac{\partial q^*}{\partial \lambda} - c'(Bx^*)\beta\frac{\partial x^*}{\partial \lambda}].$$

Therefore,

$$\text{sign}\{\pi^{*'}(\lambda)\} = \text{sign}\{-c'(Bx^*)\beta\frac{\partial x^*}{\partial \lambda} + f'(Q^*)\frac{\partial q^*}{\partial \lambda}\}.$$

In *RII*, we have that $\partial x^*/\partial \lambda > 0$ and $\partial q^*/\partial \lambda < 0$. Hence from (10) it is clear that $\pi^{*'}(\lambda) > 0$.

To determine $\text{sign}\{\pi^{*'}(\lambda)\}$ in *RI* and *RIII*, the following ratio will be useful:

$$\Omega \equiv \frac{\partial q^*/\partial \lambda}{\partial x^*/\partial \lambda}.$$

Using equations (5) and (6) we have

$$\begin{aligned} \Omega &= \frac{\varphi_{\lambda x}\varphi_{xq}B - \varphi_{\lambda q}\Delta_x}{\varphi_{\lambda q}\varphi_{xq}\tau - \varphi_{\lambda x}\Delta_q} \\ &= \frac{\varphi_{\lambda x}\varphi_{xq} [B - (\varphi_{\lambda q}/\varphi_{\lambda x}) (\Delta_x/\varphi_{xq})]}{\varphi_{\lambda q}\varphi_{xq} [\tau - (\varphi_{\lambda x}/\varphi_{\lambda q}) (\Delta_q/\varphi_{xq})]}. \end{aligned}$$

Recall that $H(\beta) = (\varphi_{\lambda q}/\varphi_{\lambda x}) (\Delta_x/\varphi_{xq})$. Let $H_q(\beta) = (\varphi_{\lambda x}/\varphi_{\lambda q}) (\Delta_q/\varphi_{xq})$, then

$$\Omega = \frac{\varphi_{\lambda x}}{\varphi_{\lambda q}} \left[\frac{B - H(\beta)}{\tau - H_q(\beta)} \right].$$

Noting that $\Delta_q = f'(Q^*)(n + \Lambda(\delta + 1))$, $\varphi_{xq} = -c'(Bx^*)$, $\varphi_{\lambda q} = f'(Q^*)(n-1)q^*$, and $\varphi_{\lambda x} = -\beta(n-1)c'(Bx^*)q^*$, we can write

$$\begin{aligned} H_q(\beta) &= -\frac{\beta(n-1)c'(Bx^*)q^*}{f'(Q^*)(n-1)q^*} \left[\frac{f'(Q^*)(n + \Lambda(\delta + 1))}{-c'(Bx^*)} \right] \\ &= \beta(n + \Lambda(\delta + 1)) \\ &= \beta n P'(c)^{-1}. \end{aligned}$$

Therefore, we can rewrite Ω as follows:

$$\begin{aligned} \Omega &= -\frac{\beta(n-1)c'(Bx^*)q^*}{f'(Q^*)(n-1)q^*} \left[\frac{B - H(\beta)}{\tau - \beta n P'(c)^{-1}} \right] \\ &= \frac{\beta c'(Bx^*)}{f'(Q^*)} \left[\frac{H(\beta) - B}{\tau - \beta n P'(c)^{-1}} \right]. \end{aligned}$$

Since $\tau - \beta n P'(c)^{-1} = 1 - (n + 1 + \delta\Lambda)\beta$, we have that the term $\tau - \beta n P'(c)^{-1}$ is positive in *RI* (where $\beta \leq 1/(1 + n + \Lambda\delta)$), and negative in *RII* and *RIII*.

Consider RI , which for $1 + n + \Lambda\delta > 0$ exists only if

$$\beta \leq \frac{1}{(1 + n + \Lambda\delta)}. \quad (22)$$

Suppose first that the inequality (22) holds strictly, then $\partial x^*/\partial \lambda < 0$ and, using equation (10), $\pi^{*'}(\lambda) > 0$ if $-c'(Bx^*)\beta + f'(Q^*)\Omega < 0$, that is, if

$$\begin{aligned} -c'(\cdot)\beta + f'(Q^*)\frac{(-c'(\cdot))\beta}{f'(Q^*)} \left[\frac{B - H(\beta)}{\tau - \beta n P'(c)^{-1}} \right] < 0 \\ 1 + \left[\frac{B - H(\beta)}{\tau - \beta n P'(c)^{-1}} \right] < 0. \end{aligned} \quad (23)$$

In RI : $\tau - \beta n P'(c)^{-1} > 0$ and $B - H(\beta) < 0$. In particular, condition (23) can be rewritten as

$$2(1 - \beta) - \Lambda\delta\beta < H(\beta). \quad (24)$$

Condition (24) is trivially satisfied when $\beta = 0$. Let us consider $\beta > 0$, then we can rewrite the regularity condition in terms of H as follows: $\Delta = (\Lambda(1 + \delta) + n)\beta H(\beta) - \tau B > 0$, with $\Lambda(1 + \delta) + n > 0$ as $\Delta_q < 0$. Thus, if the equilibrium is regular:

$$H(\beta) > \frac{\tau B}{(\Lambda(1 + \delta) + n)\beta}.$$

We only have to show that in RI :

$$\frac{\tau B}{(\Lambda(1 + \delta) + n)\beta} > 2(1 - \beta) - \Lambda\delta\beta,$$

or, equivalently,

$$\tilde{g}(\beta) \equiv \tau B > \tilde{h}(\beta) \equiv [2(1 - \beta) - \Lambda\delta\beta][\Lambda(1 + \delta) + n]\beta$$

holds. Note that $\tilde{g}(0) = 1$, $\tilde{g}'(\beta) > 0$, $\tilde{g}''(\beta) > 0$ for $\beta > 0$ and $\tilde{g}''(\beta) = 0$ for $\beta = 0$. On the other hand, $\tilde{h}(0) = 0$ and

$$\tilde{h}'(\beta) = 2[\Lambda(1 + \delta) + n][1 - (2 + \Lambda\delta)\beta].$$

Furthermore, it can be shown that solving the equation $\tilde{g}(\beta) = \tilde{h}(\beta)$ for β yields the following two solutions:

$$\beta_1 = \frac{1}{\Lambda\delta + n + 1} \text{ and } \beta_2 = \frac{1}{\Lambda(\delta + 1) + 1}.$$

Note that when $\Lambda\delta + n + 1 > 0$ holds, β_1 is the threshold value that determines RI : for $\beta < \beta_1$,

$\partial x^*/\partial \lambda < 0$. If however $\Lambda\delta + n + 1 < 0$, then $\partial x^*/\partial \lambda < 0$ for all λ .

Suppose that $2 + \Lambda\delta > 0$, i.e., $\delta > -2/\Lambda$, then $\Lambda\delta + n + 1 > 0$ and $\Lambda(\delta + 1) + 1 > 0$: $\beta_1 > 0$ and $\beta_2 > 0$. Furthermore, $\beta_1 < \beta_2$ (for $\lambda < 1$) and $\tilde{h}''(\beta) < 0$. Therefore, $\tilde{g}(\beta) > \tilde{h}(\beta)$ for $0 < \beta < \beta_1$.

Suppose that $2 + \Lambda\delta < 0$ and $\Lambda(\delta + 1) + 1 > 0$, i.e., $-(1 + \Lambda)/\Lambda < \delta < -2/\Lambda$ (so $\Lambda\delta + n + 1 > 0$ also holds), then $\beta_1 > 0$, $\beta_2 > 0$, $\beta_1 < \beta_2$ (for $\lambda < 1$) and $\tilde{h}''(\beta) > 0$: $\tilde{g}(\beta) > \tilde{h}(\beta)$ for $0 < \beta < \beta_1$.

Suppose that $\Lambda\delta + n + 1 > 0$ and $\Lambda(\delta + 1) + 1 < 0$, i.e., $-(n + 1)/\Lambda < \delta < -(1 + \Lambda)/\Lambda$, then $\beta_1 > 0$, $\beta_2 < 0$ and $\tilde{h}''(\beta) > 0$: $\tilde{g}(\beta) > \tilde{h}(\beta)$ for $0 < \beta < \beta_1$.

Suppose that $\Lambda\delta + n + 1 < 0$, i.e., $\delta < -(n + 1)/\Lambda$, then $\beta_1 < 0$, $\beta_2 < 0$, $\beta_1 > \beta_2$ (for $\lambda < 1$) and $\tilde{h}''(\beta) > 0$: $\tilde{g}(\beta) > \tilde{h}(\beta)$ for all β .

Suppose now that $\beta = \beta_1$, so condition (22) is binding, then $\partial x^*/\partial \lambda = 0$, so $\text{sign}\{\pi^{*\prime}(\lambda)\} = \text{sign}\{f'(Q^*)\partial q^*/\partial \lambda\}$, which is positive in *RI* since in this region: $\partial q^*/\partial \lambda < 0$.

Consider *RIII*, since here $x^{*\prime}(\lambda) > 0$, using equation (10) we have that $\pi^{*\prime}(\lambda) > 0$ if $-c'(Bx^*)\beta + f'(Q^*)\Omega > 0$, that is, if

$$-c'(\cdot)\beta + f'(Q^*)\frac{(-c'(\cdot))\beta}{f'(Q^*)} \left[\frac{B - H(\beta)}{\tau - \beta n P'(c)^{-1}} \right] > 0,$$

or, equivalently, if

$$1 + \left[\frac{B - H(\beta)}{\tau - \beta n P'(c)^{-1}} \right] > 0.$$

In *RIII*: $\tau - \beta n P'(c)^{-1} < 0$ and $B - H(\beta) > 0$. Thus, $\pi^{*\prime}(\lambda) > 0$ if

$$1 - (n + 1 + \delta\Lambda)\beta < H(\beta) - B, \quad (25)$$

which is equivalent to condition (24). Note that *RIII* may exist only if $\delta > -n/\Lambda$, in which case $\delta > -(n + 1)/\Lambda$, so $\beta_1 > 0$.

Suppose that $\delta > -2/\Lambda$, then $\beta_1 > 0$, $\beta_2 > 0$, $\beta_1 < \beta_2$ (for $\lambda < 1$) and $\tilde{h}''(\beta) < 0$. Hence, $\tilde{g}(\beta) > \tilde{h}(\beta)$ for $0 < \beta < \beta_1$, $\tilde{g}(\beta) < \tilde{h}(\beta)$ for $\beta_1 < \beta < \beta_2$, and $\tilde{g}(\beta) > \tilde{h}(\beta)$ for $\beta > \beta_2$. Thus, we only have to show that $\beta' > \beta_2$, so that $\tilde{g}(\beta) > \tilde{h}(\beta)$ for any $\beta \geq \beta'$. To see this, note that $\beta' > \beta_1$.⁴¹ Furthermore, condition (25) holds at $\beta = \beta'$: $H(\beta') - (1 + \beta'(n - 1)) = 0 > 1 - (n + 1 + \delta\Lambda)\beta$. Therefore, $\beta' > \beta_2$: for any $\beta > \beta'$, $\tilde{g}(\beta) > \tilde{h}(\beta)$.

Suppose now that $\delta < -2/\Lambda$, when $-n/\Lambda > -(\Lambda + 1)/\Lambda$ (i.e., $\Lambda > n - 1$), the feasible range is $-n/\Lambda < \delta < -2/\Lambda$, where $\beta_1 > 0$, $\beta_2 > 0$, $\beta_1 < \beta_2$ (for $\lambda < 1$) and $\tilde{h}''(\beta) > 0$. As in the previous case, we can conclude that $\beta' > \beta_2$: for any $\beta > \beta'$, $\tilde{g}(\beta) > \tilde{h}(\beta)$.

⁴¹Suppose that $\beta' < \beta_1$, then from Lemma 2 we have that $\partial q^*/\partial \lambda > 0$ for $\beta > \beta'$. However, from Lemma 1 we have that $\partial x^*/\partial \lambda < 0$ for $\beta < \beta_1$. Furthermore, if $\partial x^*/\partial \lambda < 0$, then $\partial q^*/\partial \lambda < 0$. Thus, $\partial q^*/\partial \lambda < 0$ for $\beta' < \beta < \beta_1$, a contradiction.

Suppose again that $\delta < -2/\Lambda$ but $-n/\Lambda < -(\Lambda + 1)/\Lambda$, we can distinguish between two cases: (i) when $-(\Lambda + 1)/\Lambda < \delta < -2/\Lambda$, then again we have $\beta_1 > 0$, $\beta_2 > 0$, $\beta_1 < \beta_2$ (for $\lambda < 1$) and $\tilde{h}''(\beta) > 0$, so $\beta' > \beta_2$: for any $\beta > \beta'$, $\tilde{g}(\beta) > \tilde{h}(\beta)$; (ii) when $-n/\Lambda < \delta < -(\Lambda + 1)/\Lambda$, in which case *RIII* does not exist. To see this note that in this case $\beta_1 > 0$, $\beta_2 < 0$, and $\tilde{h}''(\beta) > 0$: $\tilde{g}(\beta) > \tilde{h}(\beta)$ only for $\beta < \beta_1$. If $\beta' < 1$, then condition (25) holds at β' , i.e., $\tilde{g}(\beta) > \tilde{h}(\beta)$ for $\beta \geq \beta'$. Therefore, $\beta' < \beta_1$, however as commented above $\beta' > \beta_1$, a contradiction.

Proof of Propositions 4. (i) In the simultaneous model, from (7) we have that $\partial x^*/\partial \lambda \leq 0$ if $\beta < 1/(1 + n + \Lambda\delta)$. If $\delta > 0$, then $\inf\{1/(1 + n + \Lambda\delta) : \lambda \in [0, 1]\} = 1/(1 + n(1 + \delta))$, however if $\delta < 0$, then $\inf\{1/(1 + n + \Lambda\delta) : \lambda \in [0, 1]\} = 1/(1 + n + \delta)$. Thus, if $\beta \leq \underline{\beta} = 1/(1 + n(1 + \delta))$ when $\delta > 0$, or $\beta < \underline{\beta} = 1/(1 + n + \delta)$ when $\delta < 0$, it follows that $\frac{\partial x^*}{\partial \lambda} < 0$ for all λ , which implies that $\frac{\partial q^*}{\partial \lambda} < 0$ for all λ by equation (8) and therefore $W'(\lambda) < 0$ for all λ by equation (11): total surplus is maximized with $\lambda^* = 0$.

We now derive the condition that determines the threshold $\hat{\beta}$ above which welfare is increasing in the degree of cooperation. The following ratio will be helpful:

$$\Omega \equiv \frac{\partial q^*/\partial \lambda}{\partial x^*/\partial \lambda} = \frac{\beta c'(Bx^*)}{f'(Q^*)} \left[\frac{H(\beta) - B}{\tau - \beta n P'(c)^{-1}} \right]. \quad (26)$$

which is derived in proof of Proposition 2. Since $\tau - \beta P'(c)^{-1}n = 1 - (n + 1 + \delta\Lambda)\beta$, we have that the term $\tau - \beta n P'(c)^{-1}$ is positive in *RI* (where $\beta < 1/(n + 1 + \Lambda\delta)$), and negative in *RII* and *RIII*. From Lemma 3, *RII* and *RIII* may exist only if $\delta > -n/\Lambda$, which guarantees that

$$\delta\Lambda + 1 + n > 0. \quad (27)$$

If condition (27) holds, in *RII* and *RIII*, where $\partial x^*/\partial \lambda > 0$, we have that $W'(\lambda) > 0$ if

$$-\Lambda f'(Q^*)\Omega - (1 - \lambda)\beta(n - 1)c'(Bx^*) > 0.$$

Inserting (26) into the above condition we obtain

$$-\Lambda f'(Q^*) \frac{\beta c'(\cdot)}{f'(Q^*)} \left[\frac{H(\beta) - B}{\tau - \beta n P'(c)^{-1}} \right] - (1 - \lambda)\beta(n - 1)c'(Bx^*) > 0,$$

or,

$$-\Lambda \left[\frac{H(\beta) - B}{\tau - \beta n P'(c)^{-1}} \right] - (1 - \lambda)(n - 1) < 0,$$

which is equivalent to

$$\left[\frac{H(\beta) - B}{\beta n P'(c)^{-1} - \tau} \right] < \frac{(1 - \lambda)(n - 1)}{\Lambda}.$$

Since in *RII* and *RIII*, $\beta n P'(c)^{-1} - \tau > 0$ and $(1 - \lambda)(n - 1) = n - \Lambda$, we have that $W'(\lambda) > 0$ if

$$H(\beta) - B < \frac{n - \Lambda}{\Lambda} [\beta n P'(c)^{-1} - \tau],$$

or, equivalently, if

$$H(\beta) - B < \frac{n - \Lambda}{\Lambda} [(n + 1 + \delta\Lambda)\beta - 1]. \quad (28)$$

Let $h(\beta) = H(\beta) - B$ and $g(\beta) = ((n - \Lambda)/\Lambda)[(n + 1 + \delta\Lambda)\beta - 1]$. Since $H(0) = \infty$ and (by Assumption A.4.) $\partial(H(\beta) - B)/\partial\beta < 0$, we have that $h(0) = \infty$ and $h'(\beta) < 0$. On the other hand, $g'(\beta) > 0$ since (27) holds when *RII* and *RIII* exist, moreover $g(0) < 0$ and $g(\underline{\beta}) = 0$. Thus, there exists a unique positive threshold $\hat{\beta}$ that solves the equation

$$H(\beta) - B = ((n - \Lambda)/\Lambda)[(n + 1 + \delta\Lambda)\beta - 1], \quad (29)$$

and for any $\beta > \hat{\beta}$ condition (28) holds, that is, $W'(\lambda) > 0$. Then, $\hat{\beta} > \underline{\beta}$, otherwise for any $\beta \in (\hat{\beta}, \underline{\beta}]$, we have that $\partial x^*/\partial\lambda \leq 0$, which from equation (8) implies that $\partial q^*/\partial\lambda < 0$, as a result and using equation (11): $W'(\lambda) < 0$, a contradiction. Furthermore, if condition (28) holds at $\beta = 1$, then $\hat{\beta} < 1$. Thus, $\hat{\beta} < 1$ if $H(1) - n < ((n - \Lambda)/\Lambda)(n + \delta\Lambda)$.

(ii) Since $CS(\lambda) = \int_0^{Q^*} f(Q)dQ - f(Q^*)Q^*$, we have that $CS'(\lambda) = -f'(Q^*)(\partial q^*/\partial\lambda)n^2q^*$, thus $sign\{CS(\lambda)\} = sign\{\partial q^*/\partial\lambda\}$. Let $\beta'(\lambda)$ be the solution to $B - H(\beta) = 0$ for a given λ . Suppose that $\beta'(\lambda)$ is decreasing in λ for all λ , then: if $\beta \leq \beta'(1)$, we have that $\partial q^*/\partial\lambda < 0$ for all λ , so $\lambda_{CS}^* = 0$; if $\beta > \beta'(0)$, then $\partial q^*/\partial\lambda > 0$ for all λ . Since $\partial q^*/\partial\lambda > 0$ implies that $\partial x^*/\partial\lambda > 0$ by equation (8), we have that $W'(\lambda) > 0$ for all λ by equation (11). Therefore, $\lambda_{CS}^* = \lambda_{TS}^* = 1$. Suppose now that $\beta'(\lambda)$ is increasing in λ for all λ , then: if $\beta \leq \beta'(0)$, we have that $\partial q^*/\partial\lambda < 0$ for all λ , so $\lambda_{CS}^* = 0$; if $\beta > \beta'(1)$, $\partial q^*/\partial\lambda > 0$ for all λ . Since $\partial q^*/\partial\lambda > 0$ implies that $\partial x^*/\partial\lambda > 0$ by equation (8), we have that $W'(\lambda) > 0$ for all λ by equation (11). Therefore, $\lambda_{CS}^* = \lambda_{TS}^* = 1$. Finally, suppose that β' is independent of λ , then: if $\beta \leq \beta'$, we have that $\partial q^*/\partial\lambda < 0$ for all λ , so $\lambda_{CS}^* = 0$; if $\beta > \beta'$, then $\partial q^*/\partial\lambda > 0$ for all λ . Since $\partial q^*/\partial\lambda > 0$ implies that $\partial x^*/\partial\lambda > 0$ by equation (8), we have that $W'(\lambda) > 0$ for all λ by equation (11). Therefore, $\lambda_{CS}^* = \lambda_{TS}^* = 1$.

$\underline{\beta} < \beta'$: Note that if $\beta > \beta'$, then $\partial q^*/\partial\lambda > 0$. Suppose that $\beta' < \underline{\beta}$, then for any $\beta > \beta'$, $\partial q^*/\partial\lambda > 0$, but for any $\beta \in (\beta', \underline{\beta})$ we have that $\partial x^*/\partial\lambda \leq 0$, which, from equation (8), implies that $\partial q^*/\partial\lambda < 0$, a contradiction. From part (i) we also know that $\hat{\beta} > \underline{\beta}$. Let us now show that $\beta' > \hat{\beta}$. Suppose that $\hat{\beta} > \beta'$, then from (9) we have that for $\beta \in (\beta', \hat{\beta})$ it holds that $\partial q^*/\partial\lambda > 0$. Thus, from equation (8) it also holds that $\partial x^*/\partial\lambda > 0$, which implies from equation (11) that $W'(\lambda) > 0$. However, from equation (29) we have that $W'(\lambda) < 0$ for $\beta < \hat{\beta}$,

a contradiction. Suppose now that $\hat{\beta} = \beta'$, then $H(\beta) - B|_{\beta=\beta'} = 0$, thus from equation (29) we have that $\hat{\beta} = \beta' = 1/(n + 1 + \delta\Lambda)$, which implies that $\partial x^*/\partial\lambda = 0$ (see Table 7), and from equation (8) this in turn implies that $\partial q^*/\partial\lambda < 0$. However, at $\beta = \beta'$, $B - H(\beta) = 0$, so $\partial q^*/\partial\lambda = 0$ (see Table 7), a contradiction.

(iii) It is immediate that $\underline{\beta}$ decreases with n . Note that $\partial B/\partial n = \beta \geq 0$, thus if $\beta' - \partial H(\beta')/\partial n > 0$, then the increase in the left-hand side of equation $B = H(\beta)$ is higher than the increase in its right-hand side, which in turn implies that $1 + \beta'(n - 1) > H(\beta')$. If β'' is the new solution to the equation $B = H(\beta)$, then it must be that $\beta'' < \beta'$ since $\partial B/\partial\beta = n - 1 > 0$ and by Assumption A.4., $\partial H(\beta)/\partial\beta < n - 1$, thus $\partial(B - H(\beta))/\partial\beta > 0$, i.e., decreasing β will reduce the difference $B - H(\beta)$. Finally, we examine the impact of entry on $\hat{\beta}$. Let $h(\beta) = H(\beta) - B$ and $g(\beta) = ((n - \Lambda)/\Lambda)[(n + 1 + \delta\Lambda)\beta - 1]$. We have that

$$\frac{\partial g(\beta)}{\partial n} = \frac{1 - \lambda}{\Lambda^2} [(n + 1 + \delta\Lambda)\beta - 1] + \frac{n - \Lambda}{\Lambda}\beta(1 + \lambda\delta).$$

The second term is positive if $\delta > -1/\lambda$, which is guaranteed by the condition $\delta > -n/\Lambda$, whereas the first term is positive in *RII* and *RIII*. We also have that $g'(\beta) > 0$, $g(0) = -(n - \Lambda)/\Lambda$ and $g(\beta) = 0$ at $\beta = 1/(n + 1 + \delta\Lambda)$, which is decreasing in n . Thus, when n increases, $g(\beta)$ rotates counterclockwise, i.e., $\partial g(\hat{\beta})/\partial n > 0$. Suppose that n increases, if $\hat{\beta}^*$ is the new solution to the equation $h(\beta) = g(\beta)$ and $\partial h(\hat{\beta})/\partial n = \partial H(\hat{\beta})/\partial n - \hat{\beta} < \partial g(\hat{\beta})/\partial n$, then it must be that $\hat{\beta}^* < \hat{\beta}$ so as to satisfy the equation $h(\beta) = g(\beta)$ since $h(\beta)$ decreases with β and $g(\beta)$ increases with β .

6.2 Appendix B

In this appendix we first provide the second-order conditions and the regularity condition, $\Delta > 0$, for each of the model specifications considered in the text (AJ, KMZ, CE). We then discuss the feasible region for the constant elasticity model. Finally, Lemma 6 determines $sign\{\partial q^*/\partial\lambda\}$ and $sign\{\partial x^*/\partial\lambda\}$ under AJ, KMZ and CE model specifications. To start with, let us rewrite the regularity condition as follows

$$\Delta(Q^*, x^*) = - [c''(Bx^*)B\tau(Q^*/n) + \Gamma''(x^*)] [f'(Q^*)(\Lambda(1 + \delta) + n)] - (c'(Bx^*))^2\tau B > 0. \quad (30)$$

In particular, for $\beta > 0$ the above condition can be rewritten as $\Delta(Q^*, x^*) = (\Lambda(1 + \delta) + n)\beta H(\beta) - \tau B > 0$. Second-order conditions are: (i) $\alpha_q = 2f'(Q) + \Lambda(Q/n)f''(Q) = f'(Q)(2 + \Lambda\delta/n) < 0$, so $\alpha_q < 0$ if $\delta > -2n/\Lambda$; (ii) $\alpha_x < 0$, which is trivially satisfied by Assumptions A.2

Table 7: Summary of basic expressions.

$\alpha_q = (\partial^2/\partial q_i^2)\phi_i _{q^*,x^*} =$	$f'(Q^*)(2 + \delta\Lambda/n)$
$\rho_q = (\partial^2/\partial q_i\partial q_j)\phi_i _{q^*,x^*} =$	$f'(Q^*)(1 + \lambda + \delta\Lambda/n)$
$\alpha_x = (\partial^2/\partial x_i^2)\phi_i _{q^*,x^*} =$	$-(c''(Bx^*)\tilde{\lambda}q^* + \Gamma''(x^*))$
$\rho_x = (\partial^2/\partial x_i\partial x_j)\phi_i _{q^*,x^*} =$	$-c''(Bx^*)\beta q^*(1 + \lambda(1 + (n-2)\beta))$
$\varphi_{xq} = (\partial^2/\partial x_i\partial q_i)\phi_i _{q^*,x^*} =$	$-c'(Bx^*)$
$\varphi_{\lambda q} = (\partial^2/\partial \lambda\partial q_i)\phi_i _{q^*,x^*} =$	$f'(Q^*)(n-1)q^*$
$\varphi_{\lambda x} = (\partial^2/\partial \lambda\partial x_i)\phi_i _{q^*,x^*} =$	$-\beta(n-1)c'(Bx^*)q^*$
$\alpha_q\alpha_x - (\varphi_{qx})^2 =$	$f'(Q^*)(2 + \Lambda\delta/n)(c''(Bx^*)(Q^*/n)\tilde{\lambda} + \Gamma''(x^*)) - c'(Bx^*)^2$
$\Delta_q = \alpha_q + \rho_q(n-1) =$	$f'(Q^*)(n + \Lambda(\delta + 1))$
$\Delta_x = \alpha_x + \rho_x(n-1) =$	$-(c''(Bx^*)B\tau q^* + \Gamma''(x^*))$
$\Delta(Q^*, x^*) =$	$-[c''(Bx^*)B\tau(Q^*/n) + \Gamma''(x^*)][f'(Q^*)(\Lambda(1 + \delta) + n)] - c'(Bx^*)^2\tau B$
$H(\beta) =$	$-[f'(Q^*)/(\beta c'(Bx^*)^2)][(-c''(Bx^*)B\Gamma'(x^*)/c'(Bx^*)) + \Gamma''(x^*)]$
$\partial x^*/\partial \lambda =$	$((n-1)(Q^*/n)f'(Q^*)c'(Bx^*)/\Delta)[\beta(\Lambda(1 + \delta) + n) - \tau]$
$\partial q^*/\partial \lambda =$	$((n-1)(Q^*/n)/\Delta)[c'(Bx^*)^2\beta B + f'(Q^*)(c''(Bx^*)(Q^*/n)B\tau + \Gamma''(x^*))]$
$=$	$((n-1)(Q^*/n)/\Delta)c'(Bx^*)^2\beta(B - H(\beta))$

with $B = 1 + \beta(n-1)$, $\Lambda = 1 + \lambda(n-1)$, $\tau = 1 + \lambda(n-1)\beta$, and $\tilde{\lambda} = 1 + \lambda(n-1)\beta^2$.

and A.3; and (iii) $\alpha_q\alpha_x - (\varphi_{qx})^2 > 0$, which is equivalent to

$$c'(Bx^*)^2 + f'(Q^*)(2 + \Lambda\delta/n)(c''(Bx^*)(Q^*/n)\tilde{\lambda} + \Gamma''(x^*)) < 0, \quad (31)$$

where $\tilde{\lambda} = 1 + \lambda(n-1)\beta^2$. Noting that $\rho_q = f'(Q^*)(1 + \lambda) + f''(Q^*)\Lambda q^* = f'(Q^*)(1 + \lambda + \delta\Lambda/n)$, we have that

$$\alpha_q + \rho_q(n-1) = f'(Q^*)(n + \Lambda(\delta + 1)) < 0,$$

which is satisfied if $\delta > -(n + \Lambda)/\Lambda$. Similarly, noting that $\alpha_x = -c''(Bx^*)\tilde{\lambda}q^* - \Gamma''(x^*)$ and $\rho_x = -c''(Bx^*)\beta q^*(1 + \lambda(1 + (n-2)\beta))$, it is straightforward to show that

$$\alpha_x + \rho_x(n-1) = -(c''(Bx^*)B\tau q^* + \Gamma''(x^*)) < 0,$$

which is satisfied by Assumptions A.2 and A.3.

In AJ and KMZ it is immediate that $\alpha_q = -2b < 0$. Furthermore, in AJ: $\alpha_q\alpha_x - (\varphi_{qx})^2 = 2b\gamma - 1$, since $c''(\cdot) = 0$ and $\Gamma''(x) = \gamma$, so $\alpha_x = -\gamma$ and $\varphi_{qx} = -c'(\cdot) = 1$. In KMZ, condition (31) can be written as

$$\left[\frac{1}{\gamma^2} \left(\frac{2}{\gamma}(Bx^*) \right)^{-1} \right] - 2b \left[\frac{1}{\gamma^2} \left(\frac{2}{\gamma}(Bx^*) \right)^{-3/2} \right] q^*\tilde{\lambda} < 0. \quad (32)$$

From first-order condition (3) we have that in equilibrium

$$q^* = \frac{\Gamma'(x^*)}{-c'(Bx^*)\tau} = \frac{1}{[(1/\gamma)((2(Bx^*)/\gamma)^{-1/2}\tau)]}. \quad (33)$$

Inserting the above equation into condition (32), after some manipulations, it reduces to $1 - 2b\gamma\tilde{\lambda}/\tau < 0$. (Note that if $\gamma b > \tau/2$ holds, then the condition $\gamma b > \tau/(2\tilde{\lambda})$ is satisfied.) In AJ and from (30), it is immediate that $\Delta = \gamma b(\Lambda + n) - \tau B$ since $c''(\cdot) = \delta = 0$, $f'(Q) = -b$ and $\Gamma'(x) = \gamma x$. In KMZ we have:

$$\Delta = - \left[\frac{1}{\gamma^2} \left(\frac{2}{\gamma} Bx^* \right)^{-3/2} B\tau \frac{\Gamma'(x^*)}{(1/\gamma)(2Bx^*/\gamma)^{-1/2}\tau} \right] [-b(\Lambda + n)] - \frac{1}{\gamma^2} \left(\frac{2}{\gamma} Bx^* \right)^{-1} \tau B.$$

Inserting (33) into the above equation, after some manipulations, we obtain

$$\Delta = \frac{1}{\gamma} \left(\frac{2}{\gamma} Bx^* \right)^{-1} \left(Bb(\Lambda + n) - \frac{\tau B}{\gamma} \right).$$

Therefore, in KMZ $\Delta > 0$ if $\gamma b > \tau/(\Lambda + n)$. Regarding the constant elasticity model we have:

PROPOSITION 8 (*Constant elasticity model*) *For a given positive integer n and a non-negative λ , then at the equilibrium second-order conditions together with the condition of non-negative profits require that*

$$(i) \max\{\varepsilon\Lambda, \Lambda(1 + \varepsilon)/2\} < n \leq \varepsilon\Lambda(B + \alpha\tau)/(\alpha\tau),$$

$$(ii) \varepsilon(1 + \alpha)/\alpha > n(n - \varepsilon\Lambda)/(\tilde{\lambda}(2n + \Lambda\delta)), \text{ with } \tilde{\lambda} \equiv 1 + \lambda(n - 1)\beta^2.$$

Furthermore, the equilibrium is regular if and only if $(1 + \alpha)/\alpha > 1/\varepsilon$.

Proof. From the first-order condition (2) we need that

$$n > \varepsilon\Lambda, \quad (34)$$

otherwise the system (2) and (3) will not have a solution. This condition also guarantees that Q^* and x^* are both positive. Notice that $\alpha_q < 0 \Leftrightarrow (f'(Q^*)/n)(2n + \Lambda\delta) < 0$. Since $\delta = -(1 + \varepsilon)$, $\alpha_q < 0$ if and only if

$$n > \Lambda(1 + \varepsilon)/2. \quad (35)$$

Since $\Lambda \in [1, n]$, we have that the latter condition is always satisfied for $\varepsilon < 1$. By construction $\alpha_x < 0$. Furthermore, second-order condition $\alpha_q\alpha_x - (\gamma_{qx})^2 > 0$, which is given by (31), reduces to

$$-\frac{\varepsilon\sigma}{n} Q^{*-(\varepsilon+1)}(2n + \Lambda\delta)(\alpha(\alpha + 1)\kappa(Bx^*)^{-(\alpha+2)}(Q^*/n)\tilde{\lambda}) + (\alpha\kappa)^2(Bx^*)^{-2(\alpha+1)} < 0. \quad (36)$$

From the first-order condition (2) we have that at the symmetric equilibrium

$$Q^* = (\sigma(n - \varepsilon\Lambda)/(n\kappa))^{1/\varepsilon} (Bx^*)^{\alpha/\varepsilon}. \quad (37)$$

By substituting (37) into (36), after some manipulations, we obtain

$$(Bx^*)^{-2(\alpha+1)} \alpha \kappa^2 \left[-(\varepsilon/(n - \varepsilon\Lambda))(2n + \Lambda\delta)(\alpha + 1)\tilde{\lambda}/n + \alpha \right] < 0.$$

The above condition is satisfied if and only if $\varepsilon(\alpha + 1)/\alpha > (n(n - \varepsilon\Lambda))/((2n + \Lambda\delta)\tilde{\lambda})$, which proves statement (ii) of the Proposition.

From (30) we have that $\Delta > 0$ if and only if

$$0 < \left[-\alpha(\alpha + 1)\kappa(Bx^*)^{-(\alpha+2)}(Q^*/n)\tau B \right] \left[\varepsilon(1 + \varepsilon)\sigma Q^{*-(\varepsilon+2)}\Lambda Q^* - \varepsilon\sigma Q^{*-(\varepsilon+1)}(\Lambda + n) \right] - (\alpha\kappa)^2 (Bx^*)^{-2(\alpha+1)}\tau B,$$

or,

$$0 < Q^{*-(\varepsilon+1)} \left[-\alpha(\alpha + 1)\kappa(Bx^*)^{-(\alpha+2)}(Q^*/n)\tau B \right] \left[\varepsilon(1 + \varepsilon)\sigma\Lambda - \varepsilon\sigma(\Lambda + n) \right] - (\alpha\kappa)^2 (Bx^*)^{-2(\alpha+1)}\tau B.$$

Substituting (37) in the above expression, we obtain

$$0 < \left(\frac{\sigma(n - \varepsilon\Lambda)}{n\kappa} \right)^{-(\varepsilon+1)/\varepsilon} (Bx^*)^{-(\varepsilon+1)\alpha/\varepsilon} \left[-\alpha(\alpha + 1)\kappa(Bx^*)^{-(\alpha+2)} \left(\frac{\sigma(n - \varepsilon\Lambda)}{n\kappa} \right)^{1/\varepsilon} (Bx^*)^{\alpha/\varepsilon} \frac{\tau B}{n} \right] \left[\varepsilon(1 + \varepsilon)\sigma\Lambda - \varepsilon\sigma(\Lambda + n) \right] - (\alpha\kappa)^2 (Bx^*)^{-2(\alpha+1)}\tau B,$$

rearranging terms yields

$$0 < (Bx^*)^{-2(\alpha+1)} \left[\frac{n\kappa}{\sigma(n - \varepsilon\Lambda)} \left(-\alpha(\alpha + 1) \frac{\kappa\tau B}{n} \right) (-\varepsilon\sigma n + \varepsilon^2\sigma\Lambda) - (\alpha\kappa)^2\tau B \right],$$

or, equivalently,

$$0 < (Bx^*)^{-2(\alpha+1)} \alpha \kappa^2 \tau B [\varepsilon(\alpha + 1) - \alpha].$$

Therefore, $\Delta > 0$ holds if and only if $(1 + \alpha)/\alpha > 1/\varepsilon$, or, equivalently, $\varepsilon - \alpha(1 - \varepsilon) > 0$.

We turn now to deriving the condition under which profits in equilibrium are nonnegative. At the symmetric equilibrium, each firm's profit is given by $\pi(Q^*/n, x^*) = (f(Q^*) - c(Bx^*))(Q^*/n) - x^*$. Then, $\pi(Q^*/n, x^*) \geq 0$ if and only if $\bar{\pi} \equiv (f(Q^*) - c(Bx^*))(Q^*/(x^*n)) \geq 1$.

Write

$$\psi \equiv \sigma \left(\frac{\tau\alpha}{n} \right)^\varepsilon \kappa^{\varepsilon-1} \left(\frac{n - \varepsilon\Lambda}{n} \right).$$

Then $Q^* = (n/(\alpha\kappa\tau))\psi^{(1+\alpha)/(\varepsilon-\alpha(1-\varepsilon))}$, $x^* = (1/B)\psi^{1/(\varepsilon-\alpha(1-\varepsilon))}$, and condition $\bar{\pi} \geq 1$ can be expressed as

$$\left[\sigma \left(\frac{n}{\alpha\kappa\tau} \right)^{-\varepsilon} \psi^{-\varepsilon(1+\alpha)/(\varepsilon-\alpha(1-\varepsilon))} - \kappa \psi^{-\alpha/(\varepsilon-\alpha(1-\varepsilon))} \right] \frac{1}{\alpha\kappa\tau} \psi^{(1+\alpha)/(\varepsilon-\alpha(1-\varepsilon))} B \psi^{-1/(\varepsilon-\alpha(1-\varepsilon))} \geq 1.$$

Rearranging terms appropriately, and replacing ψ into the above expression, one obtains $(\varepsilon\Lambda/(n - \varepsilon\Lambda))(B/(\alpha\tau)) \geq 1$. It follows that $\bar{\pi} \geq 1$ if and only if

$$\left(\frac{\varepsilon\Lambda}{\alpha\tau} \right) (B + \alpha\tau) \geq n. \quad (38)$$

Combining conditions (34), (35) and (38) yields statement (i).

Feasible region for the constant elasticity model with $\lambda = 0$. From Proposition 8 we have that $\Delta > 0 \Leftrightarrow (1 + \alpha)/\alpha > 1/\varepsilon$. We are considering the case for which $\lambda = 0$. The LHS of condition (i) is then trivially satisfied for any $n \geq 2$, moreover the RHS of condition (i) can be rewritten as follows $n \leq \xi(\beta) = \varepsilon(1 + \alpha - \beta)/(\alpha - \varepsilon\beta)$. Since $\xi' > 0$ (as we are also imposing that $\Delta > 0$), the latter condition will hold for all β if $n \leq \varepsilon(1 + \alpha)/\alpha$. Last, condition (ii) for $\lambda = 0$ writes as $\varepsilon(1 + \alpha)/\alpha > n(n - \varepsilon)/(2n - (1 + \varepsilon))$. Therefore, for $\lambda = 0$ we only have to consider the RHS of condition (i) and condition (ii). These two conditions are depicted in Fig. 13; the grey area are combinations (α, ε) with $n = 7$ for which both conditions are satisfied

(these combinations of parameters also satisfy both conditions for $n \leq 7$).

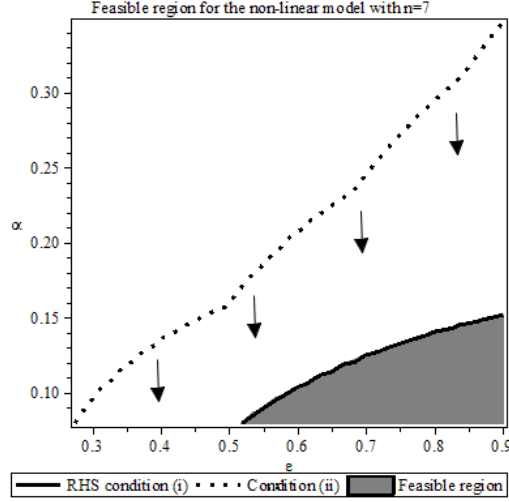


Fig. 13. Feasible region for the constant elasticity demand model.

Determination of $\text{sign}\{\partial q^*/\partial \lambda\}$ and $\text{sign}\{\partial x^*/\partial \lambda\}$ in AJ, KMZ and CE. Using the results of Section 2, and noting that equation (8) can also be written in the following manner

$$\frac{\partial q^*}{\partial \lambda} = \frac{(n-1)(Q^*/n)}{\Delta} [c'(Bx^*)^2 \beta B + f'(Q^*) (c''(Bx^*)(Q^*/n)B\tau + \Gamma''(x^*))],$$

after some calculations, it is simple to verify that in the static model:

LEMMA 6 (i) With the AJ model specification: $\text{sign}\{\frac{\partial q^*}{\partial \lambda}\} = \text{sign}\{\beta(1 + \beta(n-1)) - b\gamma\}$ and $\text{sign}\{\frac{\partial x^*}{\partial \lambda}\} = \text{sign}\{\beta(n+1) - 1\}$;

(ii) With the KMZ model specification: $\text{sign}\{\frac{\partial q^*}{\partial \lambda}\} = \text{sign}\{\beta - \gamma b\}$ and $\text{sign}\{\frac{\partial x^*}{\partial \lambda}\} = \text{sign}\{\beta(n+1) - 1\}$;

(iii) In the CE model: $\text{sign}\{\frac{\partial q^*}{\partial \lambda}\} = \text{sign}\{\beta[\alpha(n - \varepsilon\lambda) - \lambda(n-1)\varepsilon(\alpha+1)] - \varepsilon(\alpha+1)\}$ and $\text{sign}\{\frac{\partial x^*}{\partial \lambda}\} = \text{sign}\{\beta[(n - \varepsilon) - \lambda(n-1)(1 + \varepsilon)] - 1\}$.

6.3 Appendix C

Proof of Lemma 4 Equations (5) and (6) can be written as

$$\frac{\partial q^*}{\partial \lambda} = \frac{(n-1)(Q^*/n)}{\Delta} [c'(Bx^*)^2 \beta B + f'(Q^*) (c''(Bx^*)(Q^*/n)B\tau + \Gamma''(x^*))] \quad (39)$$

$$\frac{\partial x^*}{\partial \lambda} = \frac{(n-1)(Q^*/n)f'(Q^*)c'(Bx^*)}{\Delta} [\beta(\Lambda(1+\delta) + n) - \tau] \quad (40)$$

If we insert equations (39) and (40) into equation (11), after some manipulations we obtain

$$W'(\lambda) = \frac{(n-1)(Q^*)^2/n}{\Delta} (-f'(Q^*)) [\Lambda (c'(Bx^*)^2\beta B + f'(Q^*)(c''(Bx^*)(Q^*/n)B\tau + \Gamma''(x^*))) + c'(Bx^*)^2(1-\lambda)\beta(n-1)(\beta(\Lambda(1+\delta) + n) - \tau)] \quad (41)$$

Let F^{AJ} denote the expression in the square brackets of equation (41) for the AJ model specification. By noting that in AJ: $f' = -b$, $\delta = 0$, $c' = -1$, $c'' = 0$ and $\Gamma'' = \gamma$, it then follows that

$$\begin{aligned} F^{AJ}|_{\lambda=0} &= \beta B - b\gamma + \beta(n-1)(\beta(1+n) - 1) \\ &= (n-1)(n+2)\beta^2 - (n-2)\beta - b\gamma. \end{aligned}$$

By solving $F^{AJ}|_{\lambda=0} = 0$ for β we obtain the expression for $\bar{\beta}^{AJ}$. Notice that $\bar{\beta}^{AJ} < 1$ if

$$(n-2) + \sqrt{(n-2)^2 + 4b\gamma(n+2)(n-1)} < 2(n+2)(n-1),$$

or

$$(n-2)^2 + 4b\gamma(n+2)(n-1) < (2(n+2)(n-1) - (n-2))^2,$$

which can be rewritten as $4b\gamma(n+2)(n-1) < 4n^2(n+2)(n-1)$. Thus, $\bar{\beta}^{AJ} < 1$ if $b\gamma < n^2$. In KMZ we have $c = \bar{c} - \sqrt{(2/\gamma)(x_i + \beta \sum_{j \neq i} x_j)}$, $f' = -b$, $\delta = 0$ and $\Gamma'' = 0$. Let F^{KMZ} denote the expression in the square brackets of equation (41) for the KMZ model specification, then

$$\begin{aligned} F^{KMZ}|_{\lambda=0} &= \frac{\beta}{2\gamma x^*} + \frac{-bq^*B}{\gamma^2 (2Bx^*/\gamma)^{3/2}} + \frac{\beta(n-1)(\beta(1+n) - 1)}{2\gamma Bx^*} \\ &= \frac{1}{B} \left[\frac{-bq^*B^{1/2}}{\gamma^2 (2x^*/\gamma)^{3/2}} + \frac{\beta}{2\gamma x^*} (B + (n-1)(\beta(1+n) - 1)) \right]. \end{aligned}$$

By replacing q^* and x^* into the above expression, after some calculations we get

$$F^{KMZ}|_{\lambda=0} = \frac{(b\gamma(1+n) - 1)^2}{\gamma(a - \bar{c})^2} [-bB + \frac{\beta}{\gamma} (B + (n-1)(\beta(1+n) - 1))].$$

It is then immediate that in the static case: $F^{KMZ}|_{\lambda=0} > 0 \Leftrightarrow \beta > \bar{\beta}^{KMZ}$. Notice that $\bar{\beta}^{KMZ} < 1$ if

$$[(n-2)^2 + b\gamma(n-1)(b\gamma(n-1) + 2(3n+2))]^{1/2} < 2(n+2)(n-1) - n + 2 - b\gamma(n-1),$$

which can be rewritten as

$$4n(n+2)(n-1)(-n+b\gamma) < 0.$$

In the constant elasticity model $f = \sigma Q^{-\varepsilon}$, $c = \kappa(x_i + \beta \sum_{j \neq i} x_j)^{-\alpha}$ and $\Gamma(x) = x$. Let F^{CE} denote the expression in the square brackets of equation (41) in the constant elasticity model, then

$$\begin{aligned} F^{CE}|_{\lambda=0} &= (\alpha\kappa)^2(Bx^*)^{-2(\alpha+1)}\beta B - \varepsilon\sigma(Q^*)^{-\varepsilon-1}(\alpha(\alpha+1)\kappa)(Bx^*)^{-(\alpha+2)}q^*B \\ &\quad + (\alpha\kappa)^2(Bx^*)^{-2(\alpha+1)}\beta(n-1)(\beta(-\varepsilon+n)-1). \end{aligned}$$

By replacing q^* and x^* into the above expression, we obtain

$$\begin{aligned} F^{CE}|_{\lambda=0} &= \alpha^2\kappa^2z^{-2(1+\alpha)}\beta B - \varepsilon\sigma(n/(\alpha\kappa))^{-(1+\varepsilon)}z^{-(1+\alpha)(1+\varepsilon)}(\alpha+1)z^{-(\alpha+2)}z^{\alpha+1}B \quad (42) \\ &\quad + \alpha^2\kappa^2z^{-2(1+\alpha)}\beta(n-1)(\beta(-\varepsilon+n)-1), \end{aligned}$$

where

$$z \equiv \left[\sigma \left(\frac{\tau\alpha}{n} \right)^\varepsilon \kappa^{\varepsilon-1} (1 - \varepsilon/n) \right]^{1/(\varepsilon - \alpha(1-\varepsilon))}.$$

By noting that $z^{-(\alpha+1)(1+\varepsilon) - (\alpha+2) + (\alpha+1)} = z^{-\varepsilon + \alpha(1-\varepsilon)}z^{-2(1+\alpha)}$ we can re-write equation (42) as follows

$$F^{CE}|_{\lambda=0} = z^{-2(1+\alpha)}\alpha\kappa^2[\alpha\beta B + \alpha\beta(n-1)(\beta(-\varepsilon+n)-1) - \varepsilon(\alpha+1)B/(n-\varepsilon)].$$

Hence $F^{CE}|_{\lambda=0} > 0$ if and only if

$$(n-\varepsilon)\alpha\beta(B + (n-1)(\beta(n-\varepsilon)-1)) - \varepsilon(\alpha+1)B > 0.$$

Proof Proposition 5 With the AJ model specification $\text{sign}\{CS'(\lambda)\} = \text{sign}\{\partial q^*/\partial\lambda\} = \text{sign}\{\beta(1 + \beta(n-1)) - b\gamma\}$, so β'_{AJ} is the unique positive solution to the equation $\beta(1 + \beta(n-1)) - b\gamma = 0$ (see Table 5). β'_{AJ} is independent of λ (since $H(\beta)$ is independent of λ), thus case ‘c’ of Proposition 4 holds: if $\beta > \beta'_{AJ}$, then $\lambda^*_{CS} = \lambda^*_{TS} = 1$. From Table 5 we have that $\beta'_{AJ} < 1$ if $\sqrt{1 + 4b\gamma(n-1)} < 2(n-1) + 1$, or, equivalently, if $b\gamma < n$. Furthermore, when $\lambda = \beta = 1$, the second-order condition writes as $b\gamma > 1/2$, and $\Delta > 0$ holds if $b\gamma > n/2$; it can also be shown that $\pi^* > 0$ if $b\gamma > n/2$. Consider now the KMZ model specification: $\text{sign}\{CS'(\lambda)\} = \text{sign}\{\partial q^*/\partial\lambda\} = \text{sign}\{\beta - b\gamma\}$, thus $CS'(\lambda) > 0$ for $\beta > \beta'_{KMZ} = b\gamma$ (case ‘c’ of Proposition 4). We have that $\beta'_{KMZ} < 1$ if $b\gamma < 1$. Furthermore, when $\lambda = \beta = 1$, the second-order condition requires that $b\gamma > 1/2$, and $\Delta > 0$ holds if $b\gamma > 1/2$, moreover it can

be shown that $\pi^* > 0$ if $b\gamma > 1/2$. As for the constant elasticity model, from Table 5 we have that β'_{CE} is increasing in λ (case ‘b’ of Proposition 4). For $\lambda = 1$, $\beta'_{CE} < 1$ if $\varepsilon < \alpha/(1 + 2\alpha)$, however $\Delta > 0$ if $\varepsilon > \alpha/(1 + \alpha)$, a contradiction (since $\varepsilon, \alpha > 0$). Thus, $\partial q^*/\partial \lambda|_{\lambda=1} < 0$ for any $\beta \in [0, 1]$, implying that $CS'(1) < 0$ and $W'(1) < 0$ (see equation (11)) for any $\beta \in [0, 1]$.

6.4 Appendix D

Proof of Lemma 5. First, note that the first-order condition with respect to output is identical to the one associated to the static case. Therefore, by totally differentiating the first-order condition with respect to output and solving for $\partial q^*/\partial \lambda$, again one obtains equation (8), which implies that if $\partial x^*/\partial \lambda \leq 0$, then $\partial q^*/\partial \lambda < 0$.

Using (16), by totally differentiating the system formed by (13)-(14) in a symmetric equilibrium, and solving for $\partial q^*/\partial \lambda$ and $\partial x^*/\partial \lambda$, we obtain

$$\frac{\partial q^*}{\partial \lambda} = \frac{1}{\tilde{\Delta}} [(\varphi_{\lambda x} + (n-1)\psi_\lambda) \varphi_{xq} B - \varphi_{\lambda q} (\Delta_x + \psi_x(n-1))] \quad (43)$$

$$\frac{\partial x^*}{\partial \lambda} = \frac{1}{\tilde{\Delta}} [\varphi_{\lambda q} (\varphi_{xq} \tau + (n-1)\psi_q) - (\varphi_{\lambda x} + (n-1)\psi_\lambda) \Delta_q], \quad (44)$$

where $\psi_z \equiv \partial \psi / \partial z$ with $z = q, x, \lambda$, and

$$\tilde{\Delta}(Q^*, x^*) = \Delta_q (\Delta_x + \psi_x(n-1)) - \varphi_{xq} (\varphi_{xq} \tau + \psi_q(n-1)) B,$$

which in a regular equilibrium is assumed to be positive. By rewriting equation (44) as follows

$$\frac{\partial x^*}{\partial \lambda} = \xi f'(Q^*) c'(Bx^*) [(\beta + s'(\lambda))(\Lambda(1 + \delta) + n) - (\tau + (n-1)s(\lambda))], \quad (45)$$

where $\xi \equiv (n-1)(Q^*/n)/\tilde{\Delta}$ and $s(\lambda) = \omega(\lambda)(\tilde{\beta}(\lambda) - \beta)$, we get that $sign\{\partial x^*/\partial \lambda\}$ is given by (19). Let us now turn to the impact of λ on output in equilibrium. Similarly, equation (43) can be rewritten as follows

$$\frac{\partial q^*}{\partial \lambda} = \xi [(\beta + s'(\lambda)) c'(Bx^*)^2 B + f'(Q^*) (c''(Bx^*) (Q^*/n) B (\tau + (n-1)s(\lambda)) + \Gamma''(x^*))]. \quad (46)$$

Inserting the first-order necessary condition (14) evaluated at the symmetric equilibrium into the above expression, after some manipulations, we get that $sign\{\partial q^*/\partial \lambda\}$ is given by (20).

Proof of Proposition 7. From equation (19) we have that $\partial x^*/\partial \lambda \leq 0$ if $\beta \leq \underline{\beta}^{2S}$. Thus, if $\beta \leq \inf\{\underline{\beta}^{2S} : \lambda \in [0, 1]\}$, then $\partial x^*/\partial \lambda \leq 0$ for all λ , which by Lemma 5 (i) implies that $\frac{\partial q^*}{\partial \lambda} < 0$ for all λ . Then, by equation (11) we have that $W'(\lambda) < 0$ for all λ : social welfare is

maximized with $\lambda^* = 0$.

If we use equations (45) and (46) in equation (11), after some manipulations we obtain

$$W'(\lambda) = \xi Q^* (-f'(Q^*)) [\Lambda (c'(Bx^*))^2 (\beta + s'(\lambda)) B + f'(Q^*) (c''(Bx^*) (Q^*/n) B (\tau + (n-1)s(\lambda)) + \Gamma''(x^*)) + c'(Bx^*)^2 ((1-\lambda)\beta - s(\lambda))(n-1)((\beta + s'(\lambda))(\Lambda(1+\delta) + n) - (\tau + (n-1)s(\lambda)))].$$

Then $W'(0)|_{\beta=1} > 0$ if and only if

$$0 < (c'(nx^*))^2 [(1 + s'(0)|_{\beta=1})n + (1 - s(0)|_{\beta=1})(n-1)((1 + s'(0)|_{\beta=1})(1 + \delta + n) - (1 + (n-1)s(0)|_{\beta=1}))] + f'(Q^*) (c''(nx^*) Q^* (1 + (n-1)s(0)|_{\beta=1}) + \Gamma''(x^*)).$$

From equation (17) we have that in equilibrium and for $\lambda = 0$ and $\beta = 1$:

$$Q^*|_{\lambda=0, \beta=1} = -\frac{n\Gamma'(x^*)}{c'(nx^*)(1 + (n-1)s(0)|_{\beta=1})}.$$

Substituting $Q^*|_{\lambda=0, \beta=1}$ into (48) and using the definitions for $\chi(Bx^*)$ and $\eta(Q^*, x^*)$, we obtain the condition for the two-period model:

$$[(1 + s'(0)|_{\beta=1})n + (1 - s(0)|_{\beta=1})(n-1)((1 + s'(0)|_{\beta=1})(1 + \delta + n) - (1 + (n-1)s(0)|_{\beta=1}))] - H(1) > 0,$$

where

$$s(0) = \frac{(2n + \delta)[(n + \delta)/(2n + \delta) - \beta]}{n(n + 1 + \delta)}$$

and

$$s'(0) = -\frac{(2n^2 + \delta(2n + 1) + \delta^2)(n-1)\beta - \delta^2(n-1) - \delta(2n^2 - 1) - n(n^2 + 1)}{(n + 1 + \delta)^2 n}.$$

Thus, $s'(0)|_{\beta=1} = (1 + \delta - n(n-2))/(n + 1 + \delta)^2$. Note that by setting $s = s' = 0$, we obtain the condition for the simultaneous case, that is, condition (12).

Next we derive equilibrium values of output and R&D of the two-stage model under each model specification.

The d'Aspremont and Jacquemin's model specification. From first-order necessary conditions (13)-(14) and using the expression for the strategic term (16) we obtain

$$q^* = \frac{\gamma(a - \bar{c})}{\hat{\Delta}} \text{ and } x^* = \frac{((n-1)(\frac{\Lambda}{n+\Lambda})(1 + \lambda - 2\beta) + \tau)(a - \bar{c})}{\hat{\Delta}}$$

where

$$\tilde{\Delta} = \frac{\gamma b(\Lambda + n)^2 - B((n-1)\Lambda(1 + \lambda - 2\beta) + (n + \Lambda)\tau)}{\Lambda + n}.$$

In this case, $H = b\gamma/\beta$, thus using (13) we have

$$\text{sign}\left\{\frac{\partial q^*}{\partial \lambda}\right\} = \text{sign}\left\{B\beta(n + \Lambda) + B\left(\frac{1 + \lambda - 2\beta}{n + \Lambda}(n - 1)n + \Lambda\right) - b\gamma(n + \Lambda)\right\}$$

and using (14) we get

$$\begin{aligned} \text{sign}\left\{\frac{\partial x^*}{\partial \lambda}\right\} &= \text{sign}\{\beta(\Lambda + n + (n - 1)(\omega(\lambda) - \lambda)) \\ &\quad + (\frac{1 + \lambda - 2\beta}{n + \Lambda}(n - 1)n + \Lambda) - 1 - (n - 1)\omega(\lambda)\tilde{\beta}(\lambda)\}, \end{aligned} \quad (49)$$

where we have used that

$$\left(\omega'(\lambda)(\tilde{\beta}(\lambda) - \beta) + \omega(\lambda)\tilde{\beta}'(\lambda)\right)(\Lambda + n) = \frac{1 + \lambda - 2\beta}{n + \Lambda}(n - 1)n + \Lambda.$$

The Kamien, Muller and Zang's model specification. The output and R&D values in equilibrium are given by

$$q^* = \frac{\gamma(a - \bar{c})}{\gamma b(\Lambda + n) - v} \quad \text{and} \quad x^* = \frac{1}{2} \frac{(a - \bar{c})^2 v^2 \gamma}{B(b\gamma(\Lambda + n) - v)^2}$$

with $v = (n - 1)s(\lambda) + \tau$. Since $s(\lambda) = \omega(\lambda)(\tilde{\beta}(\lambda) - \beta)$, we can write

$$v = (n - 1)\Lambda \left(\frac{1 + \lambda - 2\beta}{n + \Lambda}\right) + \tau.$$

In this case, $H = b\gamma B/\beta$, then using (13) we have

$$\text{sign}\left\{\frac{\partial q^*}{\partial \lambda}\right\} = \text{sign}\left\{\beta(n + \Lambda) + \left(\frac{1 + \lambda - 2\beta}{n + \Lambda}(n - 1)n + \Lambda\right) - b\gamma(n + \Lambda)\right\}$$

and $\text{sign}\left\{\frac{\partial x^*}{\partial \lambda}\right\}$ is again given by (49).

Constant elasticity model. The output and R&D values in equilibrium are given by

$$Q^* = \frac{n}{\alpha\kappa((n - 1)s(\lambda) + \tau)} \left[\sigma \left(\frac{((n - 1)s(\lambda) + \tau)\alpha}{n} \right)^\varepsilon \kappa^{\varepsilon-1} \left(1 - \frac{\varepsilon\Lambda}{n} \right) \right]^{(1+\alpha)/[\varepsilon-\alpha(1-\varepsilon)]}$$

and

$$x^* = \frac{1}{B} \left[\sigma \left(\frac{((n - 1)s(\lambda) + \tau)\alpha}{n} \right)^\varepsilon \kappa^{\varepsilon-1} \left(1 - \frac{\varepsilon\Lambda}{n} \right) \right]^{1/[\varepsilon-\alpha(1-\varepsilon)]},$$

where $s(\lambda) = \omega(\lambda)(\tilde{\beta}(\lambda) - \beta)$. It can be shown that in the constant elasticity model:

$$H = \frac{B}{\beta} \left(\frac{\alpha + 1}{\alpha} \right) \frac{\varepsilon}{n - \varepsilon\Lambda} ((n - 1)s(\lambda) + \tau).$$

Hence, we have

$$\text{sign}\left\{\frac{\partial q^*}{\partial \lambda}\right\} = \text{sign}\left\{(\beta + s'(\lambda)) - \frac{\alpha + 1}{\alpha} \frac{\varepsilon}{n - \varepsilon\Lambda} ((n - 1)s(\lambda) + \tau)\right\}.$$

And, $\text{sign}\{\partial x^*/\partial \lambda\}$ is given by (19) with $\delta = -(1 + \varepsilon)$.

References

- [1] d'Aspremont, C., Jacquemin, A., 1988. Cooperative and noncooperative R&D in duopoly with spillovers. *The American Economic Review* 78: 1133-1137.
- [2] d'Aspremont, C., Jacquemin, A., 1990. Erratum. *American Economic Review* 80: 641-642.
- [3] Amir, R., 2000. Modelling imperfectly appropriable R&D via spillovers. *International Journal of Industrial Organization* 18: 1013-1032.
- [4] Besanko, D., Spulber, D.F., 1989. Antitrust enforcement under asymmetric information. *Economic Journal* 99: 408-25.
- [5] Besanko, D., Spulber, D.F., 1990. Are treble damages neutral? Sequential equilibrium and private antitrust enforcement. *American Economic Review* 80: 870-87.
- [6] Bernheim, B.D., Whinston, M.D., 1990. Multimarket contact and collusive behavior. *Rand Journal of Economics* 21: 1-26.
- [7] Bloom, N., Schankerman, M., Van Reenen, J., 2013. Identifying technology spillovers and product market rivalry. *Econometrica* 81: 1347-1393.
- [8] Brander, J.A., Spencer, B.J., 1984. Strategic commitment with R&D: the symmetric case. *Bell Journal of Economics* 14: 225-235.
- [9] Bresnahan, T.F., Salop, S.C., 1986. Quantifying the competitive effects of production joint ventures. *International Journal of Industrial Organization* 4: 155-175.
- [10] Brito D., Cabral, L. and H. Vasconcelos (2010), "Duopoly Competition with Competitor Partial Ownership", Mimeo.

- [11] Brodley, J., 1990. Antitrust law and innovation cooperation. *Journal of Economic Perspectives* 4: 97-112.
- [12] Cabral, L., 2000. R&D cooperation and product market competition. *International Journal of Industrial Organization* 18: 1033-1047.
- [13] Cowan, S., 2012. Third-degree price discrimination and consumer surplus. *Journal of Industrial Economics* 60: 333-345.
- [14] Dasgupta, P., Stiglitz, J., 1980. Industrial structure and the nature of innovative activity. *Economic Journal* 90, 266-93.
- [15] Duso, T., Röller L-H., Seldeslachts, J., 2010. Collusion through joint R&D: An empirical assessment. Tinbergen Institute Discussion Paper. TI 2010-112/1.
- [16] Farrell, J. and C. Shapiro (1990), "Asset ownership and market structure in oligopoly", *RAND Journal of Economics*, Vol. 21, pp. 275–292.
- [17] Flath, D. (1991), "When is it Rational for Firms to Acquire Silent Interests in Rivals?", *International Journal of Industrial Organization*, Vol. 9, pp. 573–584.
- [18] Friedman, J.W., Jehiel, P., Thisse, J-F., 1995. Collusion and antitrust detection. *Japanese Economic Review* 46: 226-246.
- [19] Geroski, P.A., 1992. Antitrust policy towards cooperative R&D ventures. *Oxford Review of Economic Policy* 9: 58-71.
- [20] Gilbert, R., 2006. Looking for Mr. Schumpeter: Where are we in the competition-innovation debate?, in Adam B. Jaffe, Josh Lerner and Scott Stern (eds), *Innovation Policy and the Economy* 6: 159-215. The MIT Press.
- [21] Gilo D. (2000), "The Anticompetitive Effect of Passive Investment", *Michigan Law Review*, Vol. 99, pp. 1–47.
- [22] Goeree, M., Helland E., 2010. Do research joint ventures serve a collusive function?. Working Paper 448, Institute for Empirical Research in Economics, University of Zurich.
- [23] Greenlee, P., Cassiman, B., 1999. Product market objectives and the formation of research joint ventures. *Managerial and Decision Economics* 20: 115-130.
- [24] Griliches, Z., 1990. Patent Statistics as Economic Indicators: A Survey. *Journal of Economic Literature* 28: 1661-1707.

- [25] Grossman, M., Shapiro, C., 1986. Research joint ventures: An antitrust analysis. *Journal of Law, Economics, & Organization* 2: 315-337.
- [26] Harrington, JR., J.E., 2004. Cartel pricing dynamics in the presence of an antitrust authority. *Rand Journal of Economics* 35: 651-73.
- [27] Harrington, JR., J.E., 2005. Optimal cartel pricing in the presence of an antitrust authority. *International Economic Review* 46: 145-69.
- [28] Hartwick, J.M., 1984. Optimal R&D levels when firm j benefits from firm i's inventive activity. *Economics Letters* 16: 165-170.
- [29] Jacquemin, A., 1988. Cooperative agreements in R&D and European antitrust policy. *European Economic Review* 32: 551-560.
- [30] Jacquemin, A., Soete, L., 1994. Co-operation in R&D, efficiency and European policy. *European Review* 2: 65-72.
- [31] Kamien, M., Muller, E., Zang, I., 1992. Research joint ventures and R&D cartels. *The American Economic Review* 82: 1293-1306.
- [32] Karle, H., Klein, T.J., Stahl, K., 2011. Ownership and Control in a Competitive Industry. ZEW Discussion Paper No. 11-071.
- [33] Katz, M.L., 1986. An analysis of cooperative research and development. *The Rand Journal of Economics* 17: 527-543.
- [34] Lambertini, L., Poddar, S., Sasaki, D., 2002. Research joint ventures, product differentiation and price collusion. *International Journal of Industrial Organization* 20: 829-854.
- [35] Leahy, D., Neary, P., 1997. Public policy towards R&D in oligopolistic industries. *The American Economic Review* 87: 642-662.
- [36] Levin, R.C., Reiss, P.C., 1988. Cost-reducing and demand-creating R&D with spillovers. *Rand Journal of Economics* 19: 538-556.
- [37] Martin, S., 1995. R&D joint ventures and tacit product market collusion. *European Journal of Political Economy* 11: 733-741.
- [38] Martin, S., 1996. Public policies towards cooperation in research and development: The European Union, Japan, the United States, in W. Comanor, A. Goto, and L. Waverman (eds.), *Competition policy in a global economy*. London: Routledge.

- [39] Martin, S., 2001. *Advanced Industrial Economics*. Oxford: Blackwell.
- [40] Matsushima, H., 2001. Multimarket contact, imperfect monitoring, and implicit collusion. *Journal of Economic Theory* 98: 158-178.
- [41] Michel, C., 2013. Identification and Estimation of Intra-Firm and Industry Competition via Ownership Change. Mimeo.
- [42] Miller, S.R., Rave, M.E., Went, D., 2012. Antitrust concerns from partial ownership interest acquisitions: New developments in the European Union and United States. *CPI Antitrust Chronicle*, January 2012 (1).
- [43] Miyagiwa, K., 2009. Collusion and research joint ventures. *The Journal of Industrial Economics* 57: 768-784.
- [44] Parker, P. M. and Röller, L.-H., 1997 “ Collusive Conduct in Duopolies : Multimarket Contact and Cross-Ownership in the Mobile Telephone Industry ”. *Rand Journal of Economics*, 28(2), p. 304-322.
- [45] Pfeffer, J., Nowak, P., 1976. Patterns of joint venture activity: implications for antitrust policy. *Antitrust Bulletin* 21: 315-339.
- [46] Reitman, D. (1994), "Partial Ownership Arrangements and the Potential for Collusion", *The Journal of Industrial Economics*, Vol. 42, No. 3, pp. 313-322.
- [47] Rey, P., Tirole, J., 2013. Cooperation vs. collusion: How essentiality shapes co-opetition. Mimeo.
- [48] Reynolds, R.J., Snapp, B.R., 1986. The Competitive Effects of partial equity interests and joint ventures. *International Journal of Industrial Organization* 4: 141-153.
- [49] Salop, S.C., O'Brien, D.P., 2000. Competitive Effects of Partial Ownership: Financial Interest and Corporate Control. *Antitrust Law Journal* 67: 559-614.
- [50] Scherer, F.M., 1980. *Industrial market structure and economic performance*. Chicago: Rand McNally College Publishing Co.
- [51] Schinkel, M.P., Tuinstra, J., 2006. Imperfect competition law enforcement. *International Journal of Industrial Organization* 24: 1267-97.
- [52] Snyder C., Vonortas, N., 2005. Multiproject contact in research joint ventures: Evidence and theory. *Journal of Economic Behavior and Organization* 58: 459-486.

- [53] Souam, S., 2001. Optimal antitrust policy under different regimes of fines. *International Journal of Industrial Organization* 19: 1-26.
- [54] Spagnolo, G., 1999. On interdependent supergames: multimarket contact, concavity, and collusion. *Journal of Economic Theory* 89: 127-139.
- [55] Spence, M., 1984. Cost reduction, competition and industry performance. *Econometrica* 52: 101-121.
- [56] Suetens, S., 2004. Literature review. R&D cooperation in oligopoly with spillovers: an experimental economics approach. Working Paper 2004-11, University of Antwerp.
- [57] Suetens, S., 2008. Does R&D cooperation facilitate price collusion? An experiment. *Journal of Economic Behavior & Organization* 66: 822-836.
- [58] Suzumura, K., 1992. Cooperative and noncooperative R&D in an oligopoly with spillovers. *The American Economic Review* 82: 1307-1320.
- [59] van Wegber, M., 1995. Can R&D alliances facilitate the formation of a cartel? The example of the European IT industry. Research Memorandum 004, Maastricht University, METEOR.
- [60] Vives, X., 2008. Innovation and competitive pressure. *The Journal of Industrial Economics* 56: 419-469.
- [61] Vonortas, N.S., 2000. Multimarket contact and inter-firm cooperation in R&D. *Journal of Evolutionary Economics* 10: 243-271.
- [62] Weyl, E.G., Fabinger, M., 2013. Pass-through as an economic tool: Principles of incidence under imperfect competition. *Journal of Political Economy*, *forthcoming*.
- [63] Wilkinson, L.A., White, J.L., 2007. Private equity: Antitrust concerns with partial acquisitions. *Antitrust* 21: 28-34.
- [64] Ziss, S., 1994. Strategic R&D with spillovers, collusion and welfare. *The Journal of Industrial Economics* 42: 375-393.